







- Electrically or pneumatically actuated valves
- Valves with internal or external pilot air
- Manifold mounting for 2 ... 10 valves or individual mounting

Solenoid/pneumatic valves, midi pneumatics

Features

FESTO



Parameter	Variants	Possible combinations	Mounting
<p> Flow rate 200 ... 700 l/min</p>	<ul style="list-style-type: none"> Electrically and pneumatically actuated valves 3/2, 5/2 and 5/3-way valves 	<ul style="list-style-type: none"> Any number of valves can be added with series sub-bases 2 ... 10 manifold mounted valves with blanking plates for spare positions Prefabricated plug socket with cable, LED and protective circuit Cable and solenoid coil for assembly by user Manual override 	<p>Semi in-line valves, threaded</p> <ul style="list-style-type: none"> Individual mounting <p>Sub-base valves</p> <ul style="list-style-type: none"> Sub-base Series sub-base <p>Valves with in-line connection at top</p> <ul style="list-style-type: none"> PRS manifold
<p> Width 18 mm</p>	<ul style="list-style-type: none"> Sub-base valves Semi in-line valves 		
<p> Voltage 24 V DC 110 or 230 V AC</p>			

Solenoid/pneumatic valves, midi pneumatics

Features

Mounting options

Individual sub-base

Connection at side

AS-ME-1/8

AS-VL-1/8



Connection underneath

AU-ME-1/8



Manifold mounting

Series sub-base

AW-ME-1/8



AW-VL-1/8



Intermediate plate

ZP-ME-1/8



End plate kit

EP-ME-1/8



Blanking plate for spare positions

PRMEB-5




In-line manifold

PRS-ME-1/8



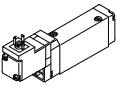
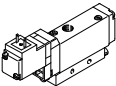
Blanking plate for spare positions

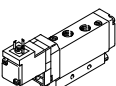
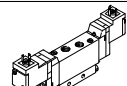
PRSB-ME-1/8

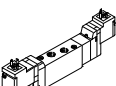


Solenoid valves MEH/MEBH, midi pneumatics

Overview – Solenoid valves

Function	Design	Type	Nominal flow rate [l/min]	Pneumatic connection	Operating voltage		Semi in-line valve	Sub-base valve
					[V DC]	[V AC]		
3/2-way valves		MEBH-3/2-...	700	5.0 mm	24	110, 230	-	■
			600	G1/8			■	-
		MOEBH-3/2-...	700	5.0 mm	24	110, 230	-	■
			600	G1/8			■	-
		MEH-3/2-...	700	5.0 mm	24	-	-	■
			600	G1/8			■	-
		MOEH-3/2-...	700	5.0 mm	24	-	-	■
			600	G1/8			■	-

Function	Design	Type	Nominal flow rate [l/min]	Pneumatic connection	Operating voltage		Semi in-line valve	Sub-base valve	
					[V DC]	[V AC]			
5/2-way valves		MEBH-5/2-...	700	5.0 mm	24	110, 230	-	■	
			600	G1/8			■	-	
		MEH-5/2-...	700	5.0 mm	24	-	-	■	
			600	G1/8			■	-	
	Double solenoid valve								
		JMEBH-5/2-...	700	5.0 mm	24	110, 230	-	■	
			650	G1/8			■	-	
		JMEH-5/2-...	700	5.0 mm	24	-	-	■	
			650	G1/8			■	-	

Function	Design	Type	Nominal flow rate [l/min]	Pneumatic connection	Operating voltage		Semi in-line valve	Sub-base valve
					[V DC]	[V AC]		
5/3-way valves		MEBH-5/3...	500	5.0 mm	24	110, 230	-	■
			600	G1/8			■	-
			400	5.0 mm			-	■
			300	G1/8			■	-
			400	5.0 mm			-	■
			200	G1/8			■	-
		MEH-5/3...	500	5.0 mm	24	-	-	■
			600	G1/8			■	-
			400	5.0 mm			-	■
			300	G1/8			■	-
			400	5.0 mm			-	■
			200	G1/8			■	-

Solenoid valves MEH/MEBH, midi pneumatics

Overview – Solenoid valves



Type	Pilot air supply		Type of reset		Normal position		→ Page/Internet
	internal	external	pneumatic spring	mechanical spring	closed	open	
Solenoid valve							
MEBH-3/2-...	■	-	-	■	■	-	9
MOEBH-3/2-...	■	-	-	■	-	■	
MEH-3/2-...	■	-	-	■	■	-	21
MOEH-3/2-...	■	-	-	■	-	■	

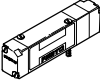
Type	Pilot air supply		Type of reset		Normal position		→ Page/Internet
	internal	external	pneumatic spring	mechanical spring	closed	open	
Solenoid valve							
MEBH-5/2-...	■	■	■	■	-	-	9
MEH-5/2-...	■	■	■	■	-	-	21
Double solenoid valve							
JMEBH-5/2-...	■	■	-	-	-	-	9
JMEH-5/2-...	■	■	-	-	-	-	21

Type	Pilot air supply		Type of reset		Normal position			→ Page/Internet
	internal	external	pneumatic spring	mechanical spring	closed	exhausted	pressurised	
Solenoid valve								
MEBH-5/3...	■	■	-	■	■	-	-	9
	■	■	-	■	-	■	-	
	■	■	-	■	-	-	■	
MEH-5/3...	■	■	-	■	■	-	-	21
	■	■	-	■	-	■	-	
	■	■	-	■	-	-	■	

Pneumatic valves VL/J, midi pneumatics

Overview – Pneumatic valves

Function	Design	Type	Nominal flow rate [l/min]	Pneumatic connection	Semi in-line valve	Sub-base valve
5/2-way valves	Pneumatic valve					
		VL-5/2-...	700	5.0 mm	-	■
			600	G $\frac{1}{8}$	■	-
	Double pilot valve					
		J-5/2-...	700	5.0 mm	-	■
			650	G $\frac{1}{8}$	■	-

Function	Design	Type	Nominal flow rate [l/min]	Pneumatic connection	Semi in-line valve	Sub-base valve
5/3-way valves	Pneumatic valve					
		VL-5/3...	600	5.0 mm	-	■
			500	G $\frac{1}{8}$	■	-
			350	5.0 mm	-	■
			350	G $\frac{1}{8}$	■	-
			300	5.0 mm	-	■
			300	G $\frac{1}{8}$	■	-

Pneumatic valves VL/J, midi pneumatics

Overview – Pneumatic valves

Type	Pilot air supply		Type of reset		→ Page/Internet
	internal	external	pneumatic spring	mechanical spring	
Pneumatic valve					
VL-5/2-...	■	-	-	■	34
Double pilot valve					
J-5/2-...	■	-	-	-	34

Type	Pilot air supply		Normal position			→ Page/Internet
	internal	external	closed	exhausted	pressurised	
Pneumatic valve						
VL-5/3...	■	-	■	-	-	34
	■	-	-	■	-	
	■	-	-	-	■	

Solenoid valves MEH/MEBH, midi pneumatics

Type codes

MEBH – 5/2 – 1/8 – P – L – B – 110AC

Type	
MEBH	Single solenoid, with EB solenoid coil
MOEBH	Single solenoid, with EB solenoid coil, normally open
MEH	Single solenoid, with E solenoid coil
MOEH	Single solenoid, with E solenoid coil, normally open
JMEBH	Double solenoid, with EB solenoid coil
JMEH	Double solenoid, with E solenoid coil

Valve function	
3/2	3/2-way valve
5/2	5/2-way valve
5/3	5/3-way valve

Normal position	
G	Closed
E	Exhausted
B	Pressurised

Design, pneumatic connection/nominal size	
1/8	Semi in-line valve, thread G1/8
5.0	Sub-base valve, 5 mm

Mounting method	
P	On manifold PRS-ME

Type of reset	
	Mechanical spring
L	Pneumatic spring

Pilot air supply	
	Internal
S	External


Generation	
B	B series


Operating voltage	
	24 V DC
110AC	110 V AC
230AC	230 V AC


Solenoid valves MEBH, midi pneumatics

FESTO

Technical data

-  - Flow rate
200 ... 700 l/min

-  - Voltage
24 V DC
110/230 V AC



General technical data								
Type		MEBH-3/2-... MOEBH-3/2-...	MEBH-5/2-...	JMEBH-5/2-...	MEBH-5/3...			
Design		Piston spool						
Type of mounting	...-1/8	2 through-holes						
	...-5.0	On sub-base with two M3 screws						
	...-1/8-P	On manifold with two M3 screws						
Pneumatic connection	...-1/8	G1/8						
	...-5.0	Sub-base						
	...-1/8-P	G1/8						
Nominal size	[mm]	5						
Standard nominal flow rate 1 > 2, 1 > 4	[l/min]	...-1/8	600/500	600	650	G 600	E 300	B 200
		...-5.0	700/600	700	700	500	400	400
		...-1/8-P	600/500	600	650	650	300	200
Materials		Housing: Aluminium Seals: Nitrile rubber						
Weight	[g]	...-1/8	105	105	142	153		
		...-5.0	105	105	146	150		
		...-1/8-P	105	105	142	153		

Operating and environmental conditions							
Type		MEBH-3/2-... MOEBH-3/2-...	MEBH-5/2-...	JMEBH-5/2-...	MEBH-5/3...		
Operating medium		Compressed air in accordance with ISO 8573-1:2010 [7:4:4] ¹⁾					
Note on operating/pilot medium		Operation with lubricated medium possible (in which case lubricated operation will always be required)					
Operating pressure range	Internal pilot air supply	[bar]	2 ... 8	2.5 ... 8	1.5 ... 8	3 ... 8	
	External pilot air supply	[bar]	-	-0.9 ... +10			
Pilot pressure range		[bar]	-	2.5 ... 8	1.5 ... 8	3 ... 8	
Ambient temperature		[°C]	-5 ... +50				
Temperature of medium		[°C]	-5 ... +50				
Note on materials		RoHS-compliant					

1) Only oils of viscosity class 32 may be used for lubricated operation.

Solenoid valves MEBH, midi pneumatics

Technical data

Valve response times [ms]							
Type	MEBH-3/2-... MOEBH-3/2-...		MEBH-5/2-...		JMEBH-5/2-...	MEBH-5/3...	
Type of reset	mechanical	pneumatic	mechanical	pneumatic	–	mechanical	pneumatic
On	10	–	10	15	–	12	–
Off	28	–	28	18	–	25	–
Changeover	–	–	–	–	10	–	–

Electrical data			
EB solenoid coil			
Electrical connection			Plug, square design to EN 175301-803, type C
Operating voltage	D.C. voltage	[V DC]	24
	AC voltage	[V AC]	110/230 (50 ... 60 Hz)
Coil characteristics	D.C. voltage	[W]	1.5
	AC voltage	[VA]	2.4
Protection class to EN 60 529			IP65 (in combination with plug socket)

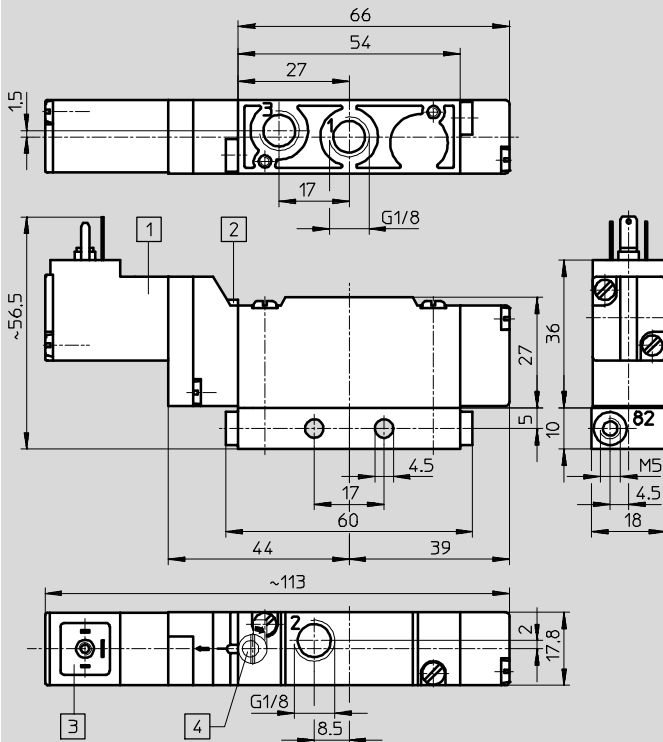
Solenoid valves MEBH, midi pneumatics

Technical data – 3/2-way valves

Dimensions

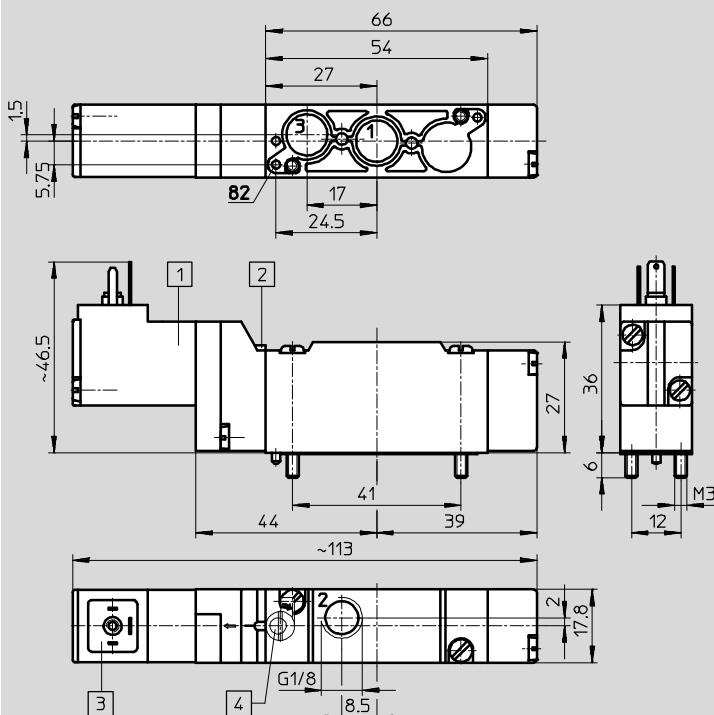
Download CAD data → www.festo.com

Semi in-line valve with thread G1/8



- 1 Solenoid coil can be rotated 180°¹⁾
 - 2 Manual override
 - 3 Suitable for plug sockets to EN 175301-803, form C: MSSD-EB or KMEB-...
 - 4 Manual override tool (accessory) AHB-ME-1/8
- 1) The seal must not be turned!

Semi in-line valve for manifold PRS-ME



- 1 Solenoid coil can be rotated 180°¹⁾
 - 2 Manual override
 - 3 Suitable for plug sockets to EN 175301-803, form C: MSSD-EB or KMEB-...
 - 4 Manual override tool (accessory) AHB-ME-1/8
- 1) The seal must not be turned!

- 1 - Type discontinued
Available up until 2016

Solenoid valves MEBH, midi pneumatics

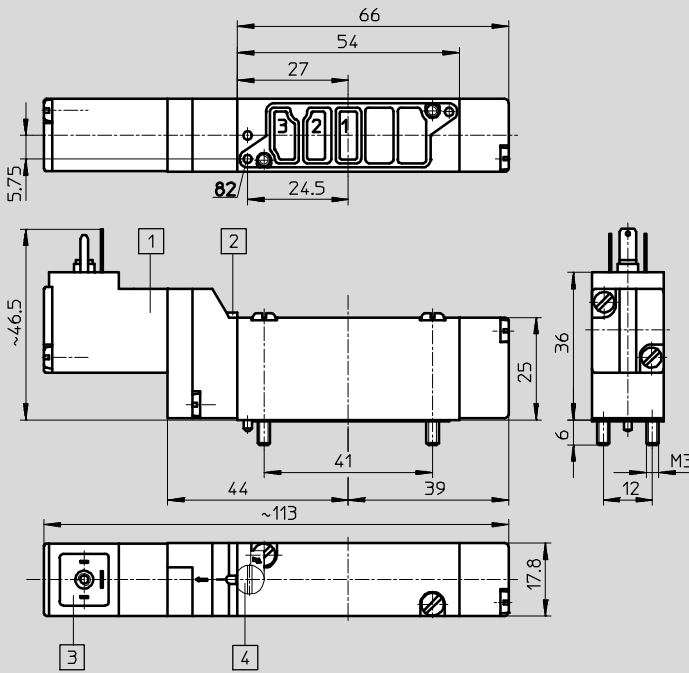
Technical data – 3/2-way valves

FESTO

Dimensions

Download CAD data → www.festo.com

Sub-base valve



- 1 Solenoid coil can be rotated 180°¹⁾
 - 2 Manual override
 - 3 Suitable for plug sockets to EN 175301-803, form C: MSSD-EB or KMEB-...
 - 4 Manual override tool (accessory) AHB-ME-1/8
- 1) The seal must not be turned!

Ordering data

Circuit symbol	Description	Voltage	Part No.	Type
Normally closed				
	Semi in-line valve with thread G1/8	24 V DC	172998	MEBH-3/2-1/8-B
		110 V AC	173042	MEBH-3/2-1/8-B-110AC
		230 V AC	173084	MEBH-3/2-1/8-B-230AC
	Semi in-line valve for manifold PRS-ME	24 V DC	173000	MEBH-3/2-1/8-P-B
		110 V AC	173056	MEBH-3/2-1/8-P-B-110AC
		230 V AC	173098	MEBH-3/2-1/8-P-B-230AC
	Sub-base valve	24 V DC	172999	MEBH-3/2-5,0-B
		110 V AC	173070	MEBH-3/2-5,0-B-110AC
		230 V AC	173112	MEBH-3/2-5,0-B-230AC
Normally open				
	Semi in-line valve with thread G1/8	24 V DC	173001	MOEBH-3/2-1/8-B
		110 V AC	173053	MOEBH-3/2-1/8-B-110AC
		230 V AC	173095	MOEBH-3/2-1/8-B-230AC
	Semi in-line valve for manifold PRS-ME	24 V DC	173003	MOEBH-3/2-1/8-P-B
		110 V AC	173067	MOEBH-3/2-1/8-P-B-110AC
		230 V AC	173109	MOEBH-3/2-1/8-P-B-230AC
	Sub-base valve	24 V DC	173002	MOEBH-3/2-5,0-B
		110 V AC	173081	MOEBH-3/2-5,0-B-110AC
		230 V AC	173123	MOEBH-3/2-5,0-B-230AC

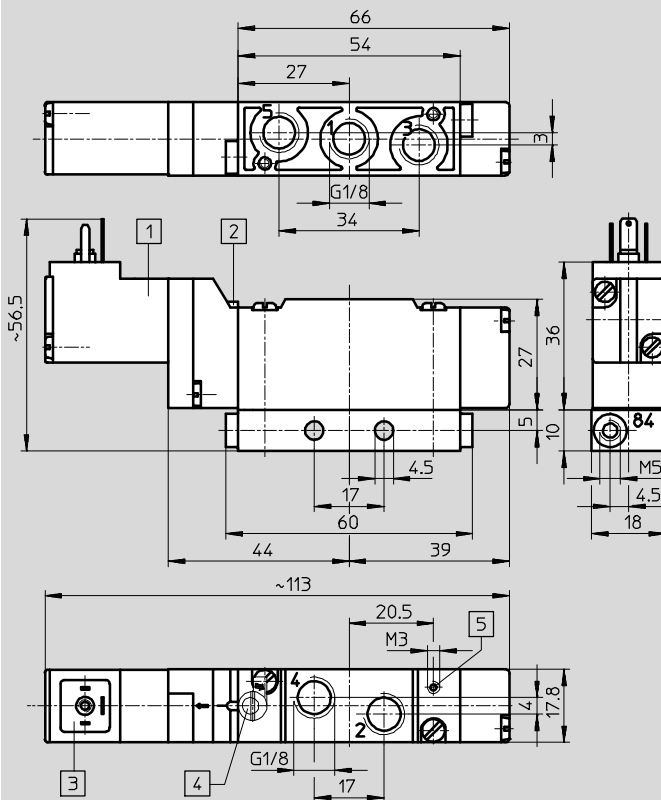
Solenoid valves MEBH, midi pneumatics

Technical data – 5/2-way valves

Dimensions

Download CAD data → www.festo.com

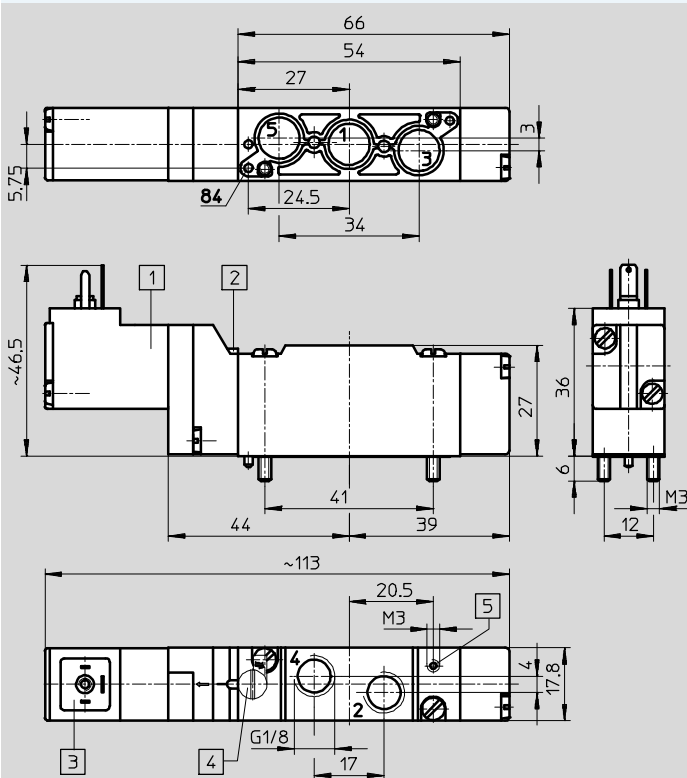
Semi in-line valve with thread G1/8



- 1 Solenoid coil can be rotated 180°¹⁾
- 2 Manual override
- 3 Suitable for plug sockets to EN 175301-803, form C: MSSD-EB or KMEB-...
- 4 Manual override tool (accessory) AHB-ME-1/8
- 5 Port for external pilot air on S types

1) The seal must not be turned!

Semi in-line valve for manifold PRS-ME



- 1 Solenoid coil can be rotated 180°¹⁾
- 2 Manual override
- 3 Suitable for plug sockets to EN 175301-803, form C: MSSD-EB or KMEB-...
- 4 Manual override tool (accessory) AHB-ME-1/8
- 5 Port for external pilot air on S types

1) The seal must not be turned!

Solenoid valves MEBH, midi pneumatics

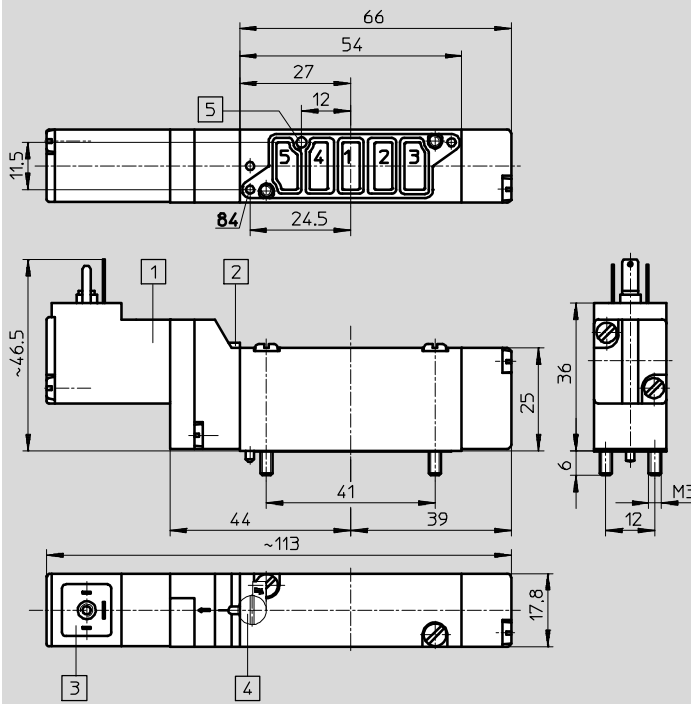
Technical data – 5/2-way valves

FESTO


Dimensions

Download CAD data → www.festo.com

Sub-base valve



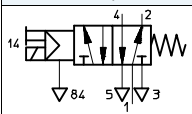
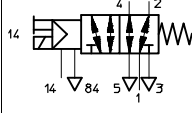
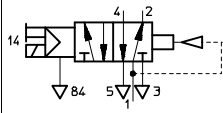
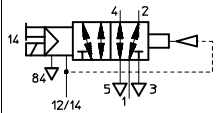
- 1 Solenoid coil can be rotated 180°¹⁾
 - 2 Manual override
 - 3 Suitable for plug sockets to EN 175301-803, form C: MSSD-EB or KMEB-...
 - 4 Manual override tool (accessory) AHB-ME-1/8
 - 5 Port for external pilot air on S types
- 1) The seal must not be turned!

 Type discontinued
Available up until 2016

FESTO

Solenoid valves MEBH, midi pneumatics

Technical data – 5/2-way valves

Ordering data				
Circuit symbol	Description	Voltage	Part No.	Type
Mechanical spring return, internal pilot air supply				
	Semi in-line valve with thread G1/8	24 V DC	173004	MEBH-5/2-1/8-B
		110 V AC	173043	MEBH-5/2-1/8-B-110AC
		230 V AC	173085	MEBH-5/2-1/8-B-230AC
	Semi in-line valve for manifold PRS-ME	24 V DC	173006	MEBH-5/2-1/8-P-B
		110 V AC	173057	MEBH-5/2-1/8-P-B-110AC
		230 V AC	173099	MEBH-5/2-1/8-P-B-230AC
	Sub-base valve	24 V DC	173005	MEBH-5/2-5,0-B
		110 V AC	173071	MEBH-5/2-5,0-B-110AC
		230 V AC	173113	MEBH-5/2-5,0-B-230AC
Mechanical spring return, external pilot air supply				
	Semi in-line valve with thread G1/8	24 V DC	173007	MEBH-5/2-1/8-S-B
		110 V AC	173046	MEBH-5/2-1/8-S-B-110AC
		230 V AC	173088	MEBH-5/2-1/8-S-B-230AC
	Semi in-line valve for manifold PRS-ME	24 V DC	173009	MEBH-5/2-1/8-P-S-B
		110 V AC	173060	MEBH-5/2-1/8-P-S-B-110AC
		230 V AC	173102	MEBH-5/2-1/8-P-S-B-230AC
	Sub-base valve	24 V DC	173008	MEBH-5/2-5,0-S-B
		110 V AC	173074	MEBH-5/2-5,0-S-B-110AC
		230 V AC	173116	MEBH-5/2-5,0-S-B-230AC
Pneumatic spring return, internal pilot air supply				
	Semi in-line valve with thread G1/8	24 V DC	173010	MEBH-5/2-1/8-L-B
		110 V AC	173044	MEBH-5/2-1/8-L-B-110AC
		230 V AC	173086	MEBH-5/2-1/8-L-B-230AC
	Semi in-line valve for manifold PRS-ME	24 V DC	173012	MEBH-5/2-1/8-P-L-B
		110 V AC	173058	MEBH-5/2-1/8-P-L-B-110AC
		230 V AC	173100	MEBH-5/2-1/8-P-L-B-230AC
	Sub-base valve	24 V DC	173011	MEBH-5/2-5,0-L-B
		110 V AC	173072	MEBH-5/2-5,0-L-B-110AC
		230 V AC	173114	MEBH-5/2-5,0-L-B-230AC
Pneumatic spring return, external pilot air supply				
	Semi in-line valve with thread G1/8	24 V DC	173013	MEBH-5/2-1/8-L-S-B
		110 V AC	173045	MEBH-5/2-1/8-L-S-B-110AC
		230 V AC	173087	MEBH-5/2-1/8-L-S-B-230AC
	Semi in-line valve for manifold PRS-ME	24 V DC	173015	MEBH-5/2-1/8-P-L-S-B
		110 V AC	173059	MEBH-5/2-1/8-P-L-S-B-110AC
		230 V AC	173101	MEBH-5/2-1/8-P-L-S-B-230AC
	Sub-base valve	24 V DC	173014	MEBH-5/2-5,0-L-S-B
		110 V AC	173073	MEBH-5/2-5,0-L-S-B-110AC
		230 V AC	173115	MEBH-5/2-5,0-L-S-B-230AC

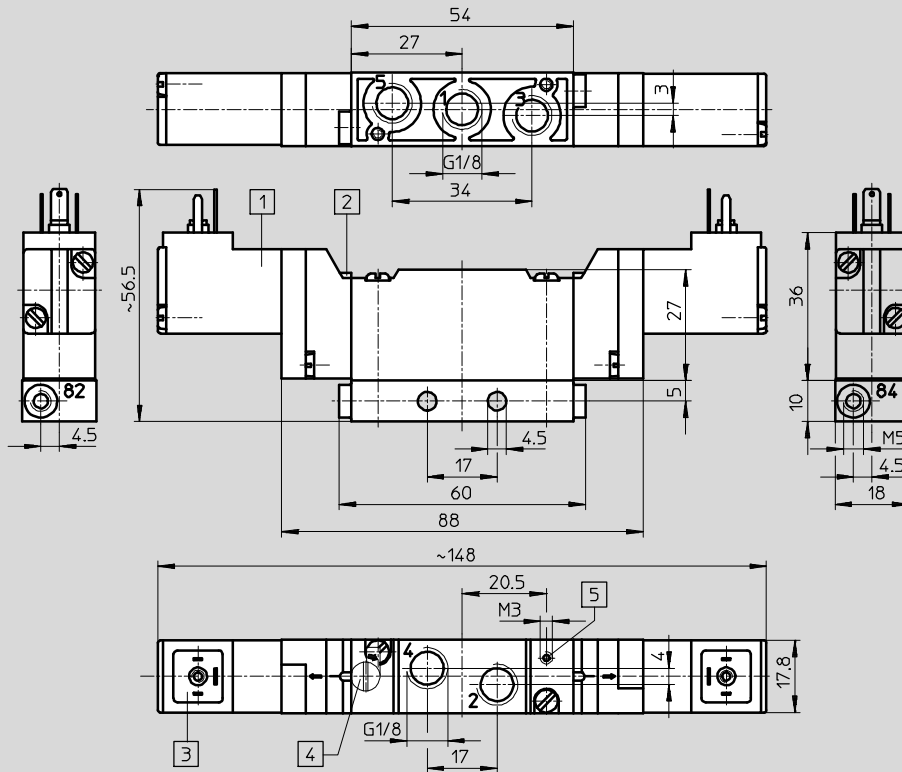
Solenoid valves MEBH, midi pneumatics

Technical data – 5/2-way valves, double solenoid

Dimensions

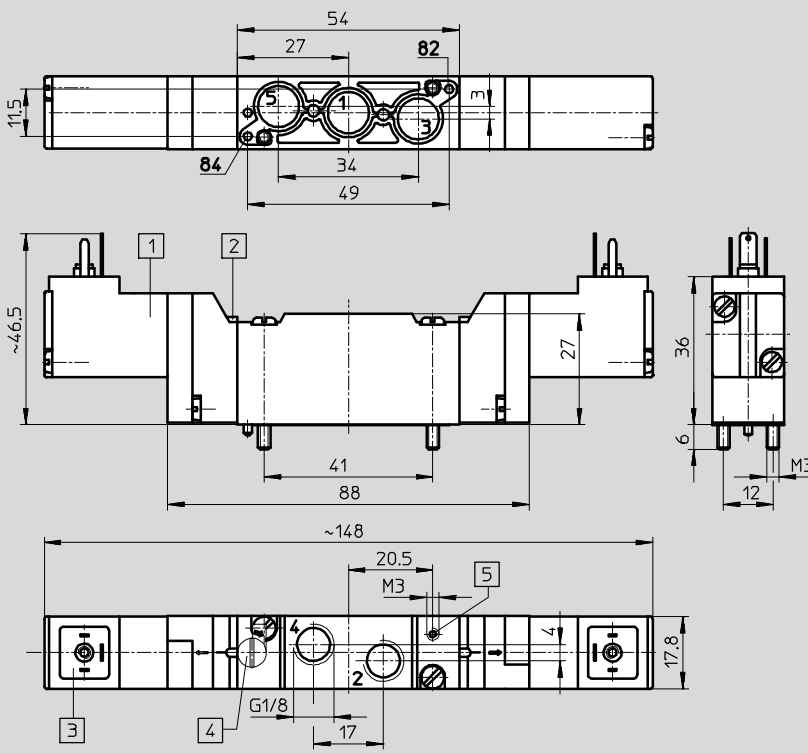
Download CAD data → www.festo.com

Semi in-line valve with thread G1/8



- 1 Solenoid coil can be rotated 180°¹⁾
 - 2 Manual override
 - 3 Suitable for plug sockets to EN 175301-803, form C: MSSD-EB or KMEB-...
 - 4 Manual override tool (accessory) AHB-ME-1/8
 - 5 Port for external pilot air on S types
- 1) The seal must not be turned!

Semi in-line valve for manifold PRS-ME



- 1 Solenoid coil can be rotated 180°¹⁾
 - 2 Manual override
 - 3 Suitable for plug sockets to EN 175301-803, form C: MSSD-EB or KMEB-...
 - 4 Manual override tool (accessory) AHB-ME-1/8
 - 5 Port for external pilot air on S types
- 1) The seal must not be turned!

- Type discontinued
Available up until 2016

Solenoid valves MEBH, midi pneumatics

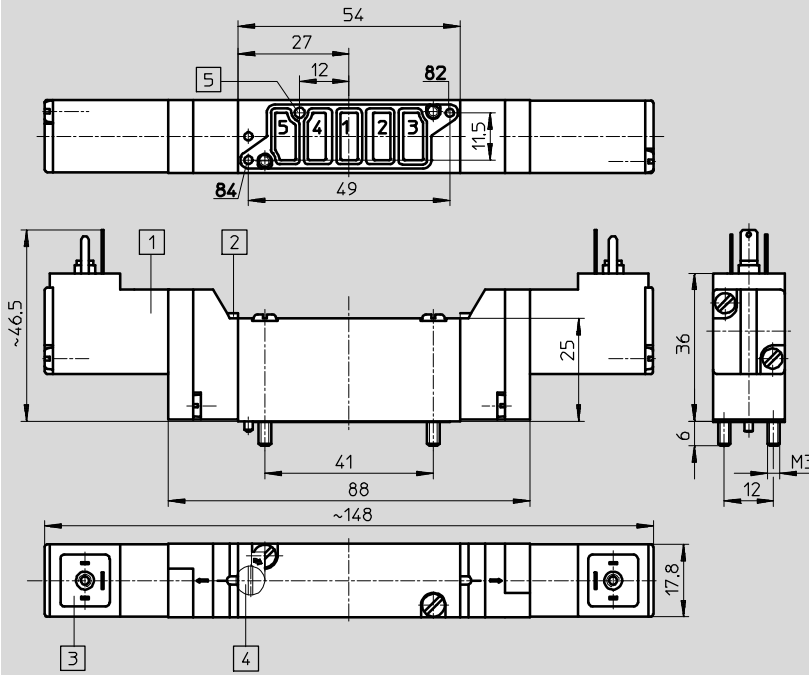
Technical data – 5/2-way valves, double solenoid

FESTO

Dimensions

Download CAD data → www.festo.com

Sub-base valve



- 1 Solenoid coil can be rotated 180°¹⁾
- 2 Manual override
- 3 Suitable for plug sockets to EN 175301-803, form C: MSSD-EB or KMEB-...
- 4 Manual override tool (accessory) AHB-ME-1/8
- 5 Port for external pilot air on S types

1) The seal must not be turned!

Ordering data

Circuit symbol	Description	Voltage	Part No.	Type
Internal pilot air supply				
	Semi in-line valve with thread G1/8	24 V DC	173034	JMEBH-5/2-1/8-B
		110 V AC	173040	JMEBH-5/2-1/8-B-110AC
		230 V AC	173082	JMEBH-5/2-1/8-B-230AC
	Semi in-line valve for manifold PRS-ME	24 V DC	173036	JMEBH-5/2-1/8-P-B
		110 V AC	173054	JMEBH-5/2-1/8-P-B-110AC
		230 V AC	173096	JMEBH-5/2-1/8-P-B-230AC
	Sub-base valve	24 V DC	173035	JMEBH-5/2-5,0-B
		110 V AC	173068	JMEBH-5/2-5,0-B-110AC
		230 V AC	173110	JMEBH-5/2-5,0-B-230AC
External pilot air supply				
	Semi in-line valve with thread G1/8	24 V DC	173037	JMEBH-5/2-1/8-S-B
		110 V AC	173041	JMEBH-5/2-1/8-S-B-110AC
		230 V AC	173083	JMEBH-5/2-1/8-S-B-230AC
	Semi in-line valve for manifold PRS-ME	24 V DC	173039	JMEBH-5/2-1/8-P-S-B
		110 V AC	173055	JMEBH-5/2-1/8-P-S-B-110AC
		230 V AC	173097	JMEBH-5/2-1/8-P-S-B-230AC
	Sub-base valve	24 V DC	173038	JMEBH-5/2-5,0-S-B
		110 V AC	173069	JMEBH-5/2-5,0-S-B-110AC
		230 V AC	173111	JMEBH-5/2-5,0-S-B-230AC

Solenoid valves MEBH, midi pneumatics

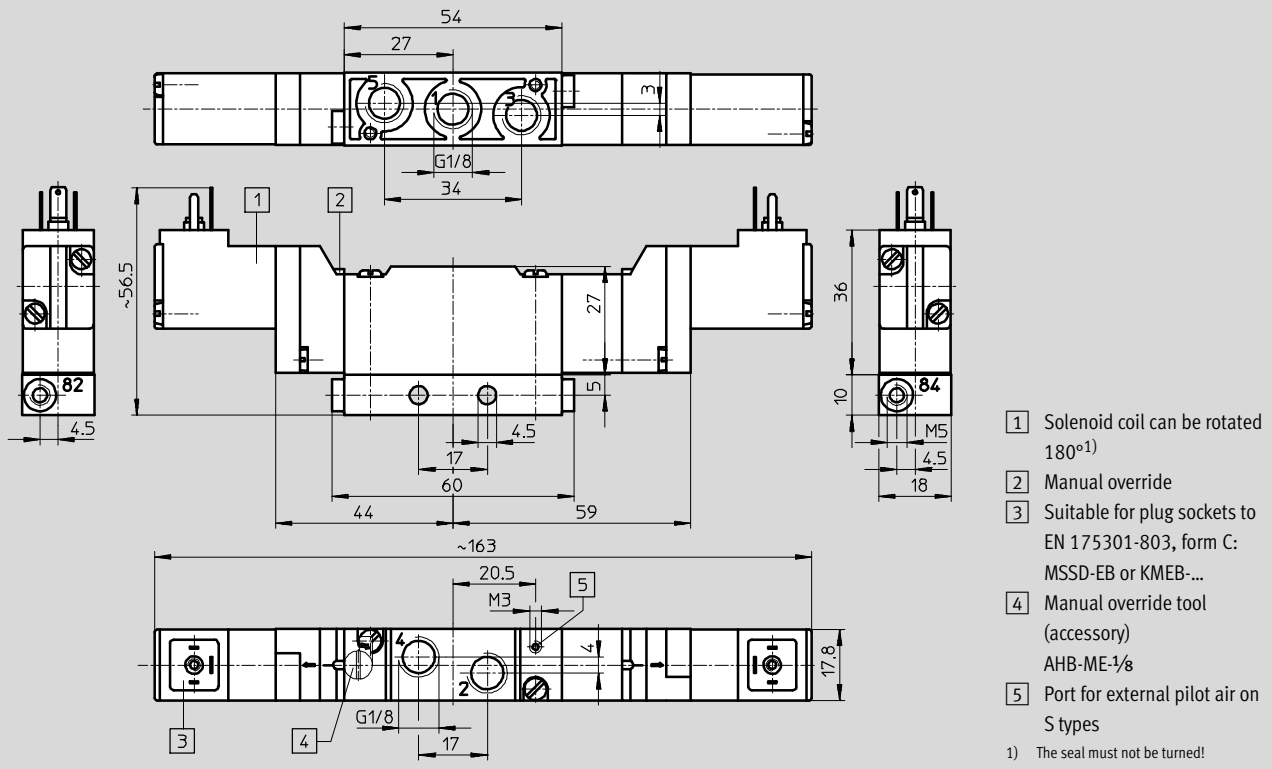
Technical data – 5/3-way valves

FESTO

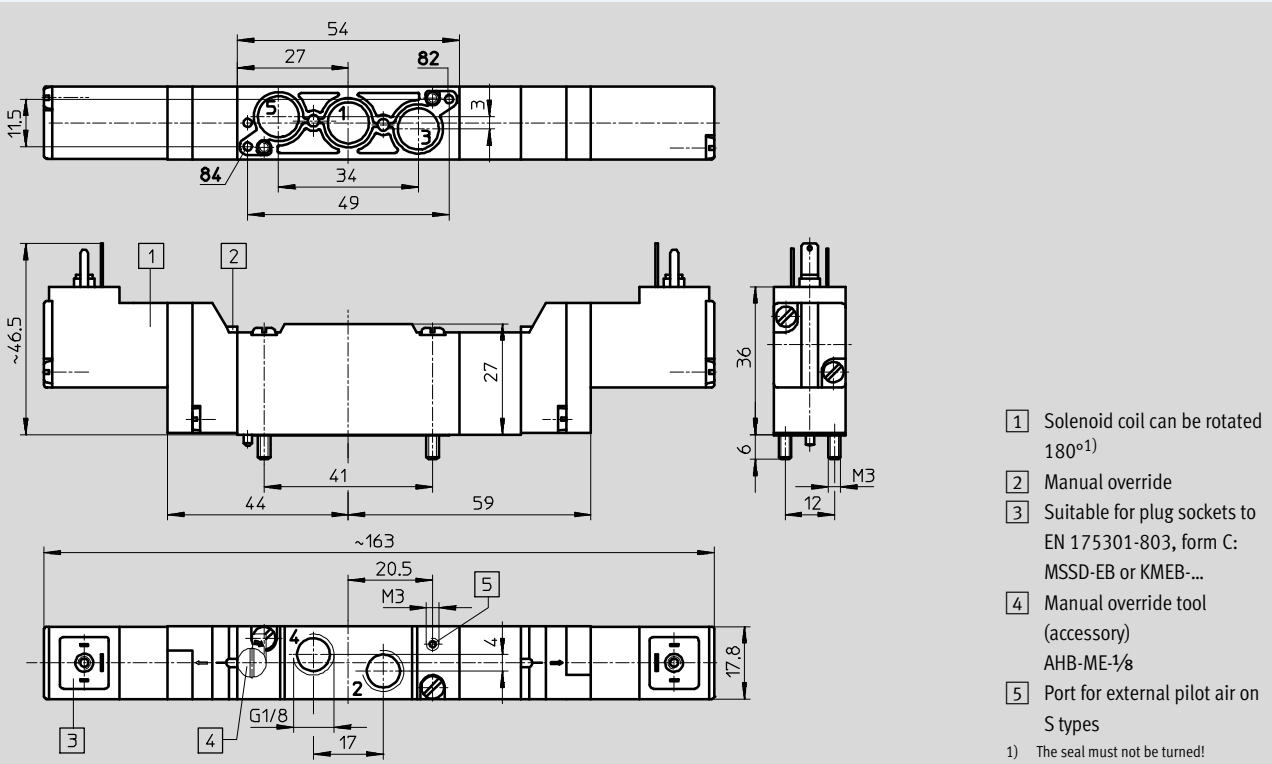
Dimensions

Semi in-line valve with thread G $\frac{1}{8}$

Download CAD data → www.festo.com



Semi in-line valve for manifold PRS-ME



- 7 - Type discontinued
Available up until 2016

Solenoid valves MEBH, midi pneumatics

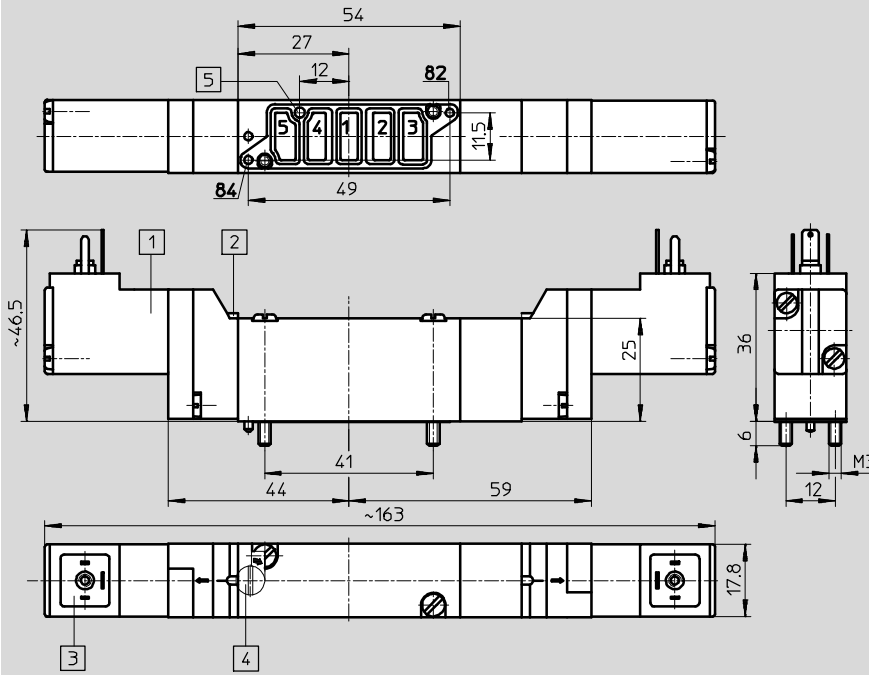
Technical data – 5/3-way valves

FESTO

Dimensions

Download CAD data → www.festo.com

Sub-base valve



- 1 Solenoid coil can be rotated 180°¹⁾
- 2 Manual override
- 3 Suitable for plug sockets to EN 175301-803, form C: MSSD-EB or KMEB-...
- 4 Manual override tool (accessory) AHB-ME-1/8
- 5 Port for external pilot air on S types

1) The seal must not be turned!

Ordering data

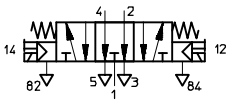
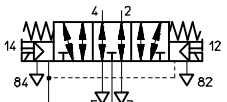
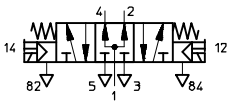
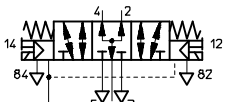
Circuit symbol	Description	Voltage	Part No.	Type
Normally closed, internal pilot air supply				
	Semi in-line valve with thread G1/8	24 V DC	173016	MEBH-5/3G-1/8-B
		110 V AC	173051	MEBH-5/3G-1/8-B-110AC
		230 V AC	173093	MEBH-5/3G-1/8-B-230AC
	Semi in-line valve for manifold PRS-ME	24 V DC	173018	MEBH-5/3G-1/8-P-B
		110 V AC	173065	MEBH-5/3G-1/8-P-B-110AC
		230 V AC	173107	MEBH-5/3G-1/8-P-B-230AC
Sub-base valve	24 V DC	173017	MEBH-5/3G-5,0-B	
	110 V AC	173079	MEBH-5/3G-5,0-B-110AC	
	230 V AC	173121	MEBH-5/3G-5,0-B-230AC	
Normally closed, external pilot air supply				
	Semi in-line valve with thread G1/8	24 V DC	173019	MEBH-5/3G-1/8-S-B
		110 V AC	173052	MEBH-5/3G-1/8-S-B-110AC
		230 V AC	173094	MEBH-5/3G-1/8-S-B-230AC
	Semi in-line valve for manifold PRS-ME	24 V DC	173021	MEBH-5/3G-1/8-P-S-B
		110 V AC	173066	MEBH-5/3G-1/8-P-S-B-110AC
		230 V AC	173108	MEBH-5/3G-1/8-P-S-B-230AC
Sub-base valve	24 V DC	173020	MEBH-5/3G-5,0-S-B	
	110 V AC	173080	MEBH-5/3G-5,0-S-B-110AC	
	230 V AC	173122	MEBH-5/3G-5,0-S-B-230AC	

- 1 - Type discontinued
Available up until 2016

Solenoid valves MEBH, midi pneumatics

Technical data – 5/3-way valves


FESTO

Ordering data				
Circuit symbol	Description	Voltage	Part No.	Type
Normally exhausted, internal pilot air supply				
	Semi in-line valve with thread G1/8	24 V DC	173022	MEBH-5/3E-1/8-B
		110 V AC	173049	MEBH-5/3E-1/8-B-110AC
		230 V AC	173091	MEBH-5/3E-1/8-B-230AC
	Semi in-line valve for manifold PRS-ME	24 V DC	173024	MEBH-5/3E-1/8-P-B
		110 V AC	173063	MEBH-5/3E-1/8-P-B-110AC
		230 V AC	173105	MEBH-5/3E-1/8-P-B-230AC
	Sub-base valve	24 V DC	173023	MEBH-5/3E-5,0-B
		110 V AC	173077	MEBH-5/3E-5,0-B-110AC
		230 V AC	173119	MEBH-5/3E-5,0-B-230AC
Normally exhausted, external pilot air supply				
	Semi in-line valve with thread G1/8	24 V DC	173025	MEBH-5/3E-1/8-S-B
		110 V AC	173050	MEBH-5/3E-1/8-S-B-110AC
		230 V AC	173092	MEBH-5/3E-1/8-S-B-230AC
	Semi in-line valve for manifold PRS-ME	24 V DC	173027	MEBH-5/3E-1/8-P-S-B
		110 V AC	173064	MEBH-5/3E-1/8-P-S-B-110AC
		230 V AC	173106	MEBH-5/3E-1/8-P-S-B-230AC
	Sub-base valve	24 V DC	173026	MEBH-5/3E-5,0-S-B
		110 V AC	173078	MEBH-5/3E-5,0-S-B-110AC
		230 V AC	173120	MEBH-5/3E-5,0-S-B-230AC
Normally pressurised, internal pilot air supply				
	Semi in-line valve with thread G1/8	24 V DC	173028	MEBH-5/3B-1/8-B
		110 V AC	173047	MEBH-5/3B-1/8-B-110AC
		230 V AC	173089	MEBH-5/3B-1/8-B-230AC
	Semi in-line valve for manifold PRS-ME	24 V DC	173030	MEBH-5/3B-1/8-P-B
		110 V AC	173061	MEBH-5/3B-1/8-P-B-110AC
		230 V AC	173103	MEBH-5/3B-1/8-P-B-230AC
	Sub-base valve	24 V DC	173029	MEBH-5/3B-5,0-B
		110 V AC	173075	MEBH-5/3B-5,0-B-110AC
		230 V AC	173117	MEBH-5/3B-5,0-B-230AC
Normally pressurised, external pilot air supply				
	Semi in-line valve with thread G1/8	24 V DC	173031	MEBH-5/3B-1/8-S-B
		110 V AC	173048	MEBH-5/3B-1/8-S-B-110AC
		230 V AC	173090	MEBH-5/3B-1/8-S-B-230AC
	Semi in-line valve for manifold PRS-ME	24 V DC	173033	MEBH-5/3B-1/8-P-S-B
		110 V AC	173062	MEBH-5/3B-1/8-P-S-B-110AC
		230 V AC	173104	MEBH-5/3B-1/8-P-S-B-230AC
	Sub-base valve	24 V DC	173032	MEBH-5/3B-5,0-S-B
		110 V AC	173076	MEBH-5/3B-5,0-S-B-110AC
		230 V AC	173118	MEBH-5/3B-5,0-S-B-230AC


Solenoid valves MEH, midi pneumatics

FESTO

Technical data

-  - Flow rate
200 ... 700 l/min

-  - Voltage
24 V DC



General technical data								
Type		MEH-3/2-... MOEH-3/2-...	MEH-5/2-...	JMEH-5/2-...	MEH-5/3...			
Design		Piston spool						
Type of mounting	...-1/8	2 through-holes						
	...-5.0	On sub-base with two M3 screws						
	...-1/8-P	On manifold with two M3 screws						
Pneumatic connection	...-1/8	G1/8						
	...-5.0	Sub-base						
	...-1/8-P	G1/8						
Nominal size	[mm]	5						
Standard nominal flow rate 1 > 2, 1 > 4						G	E	B
	...-1/8	600/500	600	650	600	300	200	
	...-5.0	700/600	700	700	500	400	400	
	...-1/8-P	600/500	600	650	650	300	200	
Materials		Housing: Aluminium Seals: Nitrile rubber						
Weight								
	...-1/8	105	105	142	153			
	...-5.0	105	105	146	150			
	...-1/8-P	105	105	142	153			

Operating and environmental conditions								
Type		MEH-3/2-... MOEH-3/2-...	MEH-5/2-...	JMEH-5/2-...	MEH-5/3...			
Operating medium		Compressed air in accordance with ISO 8573-1:2010 [7:4:4] ¹⁾						
Note on operating/pilot medium		Operation with lubricated medium possible (in which case lubricated operation will always be required)						
Operating pressure range	Internal pilot air supply	[bar]	2 ... 8	2.5 ... 8	1.5 ... 8	3 ... 8		
	External pilot air supply	[bar]	-	-0.9 ... +10				
Pilot pressure range		[bar]	-	2.5 ... 8	1.5 ... 8	3 ... 8		
Ambient temperature		[°C]	-5 ... +50					
Temperature of medium		[°C]	-5 ... +50					
Note on materials		RoHS-compliant						

1) Only oils of viscosity class 32 may be used for lubricated operation.

Solenoid valves MEH, midi pneumatics

Technical data

Valve response times [ms]							
Type	MEH-3/2-... MOEH-3/2-...		MEH-5/2-...		JMEH-5/2-...	MEH-5/3...	
Type of reset	mechanical	pneumatic	mechanical	pneumatic	–	mechanical	pneumatic
On	10	–	10	15	–	12	–
Off	28	–	28	18	–	25	–
Changeover	–	–	–	–	10	–	–

Electrical data	
E solenoid coil	
Electrical connection	Plug, square
Operating voltage	[V DC] 24
Coil characteristics	[W] 1.5
Protection class to EN 60 529	IP65 (in combination with plug socket)

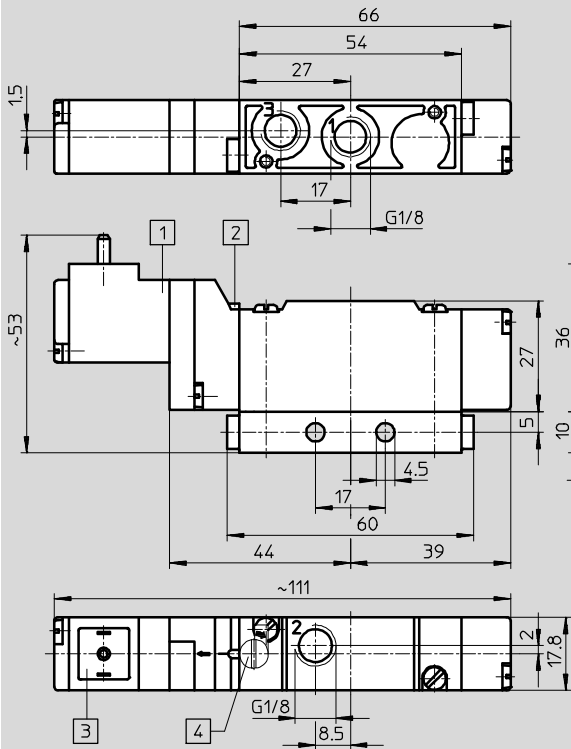
Solenoid valves MEH, midi pneumatics

Technical data – 3/2-way valves

Dimensions

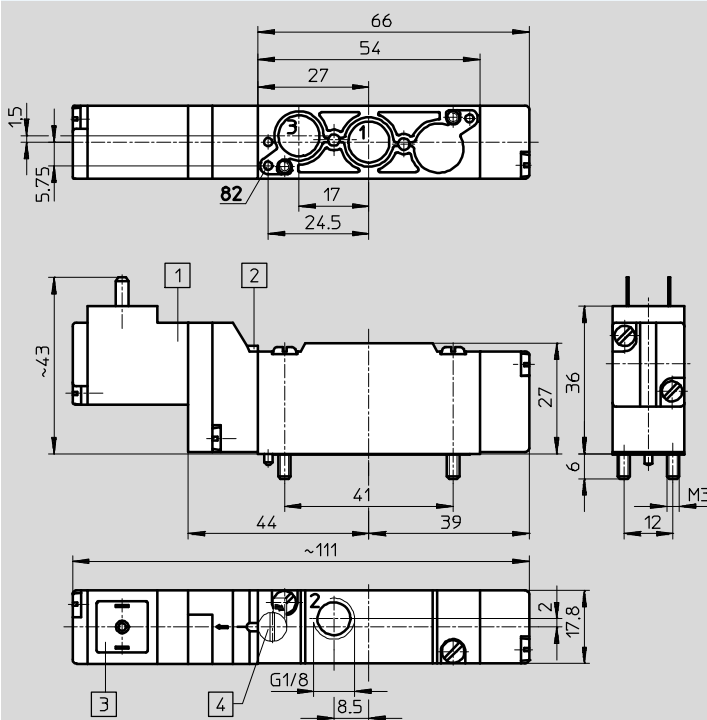
Download CAD data → www.festo.com

Semi in-line valve with thread G1/8



- 1) Solenoid coil can be rotated 180°¹⁾
 - 2) Manual override
 - 3) Suitable for terminal sockets to DIN 46247 or plug sockets MSSD-E type KME type
 - 4) Manual override tool (accessory) AHB-ME-1/8
- 1) The seal must not be turned!

Semi in-line valve for manifold PRS-ME



- 1) Solenoid coil can be rotated 180°¹⁾
 - 2) Manual override
 - 3) Suitable for terminal sockets to DIN 46247 or plug sockets MSSD-E type KME type
 - 4) Manual override tool (accessory) AHB-ME-1/8
- 1) The seal must not be turned!

Solenoid valves MEH, midi pneumatics

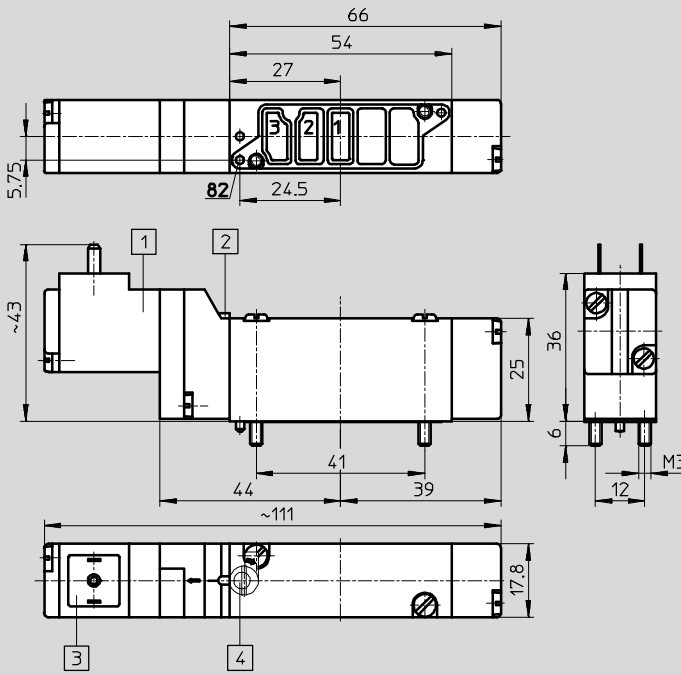
Technical data – 3/2-way valves



Dimensions

Download CAD data → www.festo.com

Sub-base valve



- 1 Solenoid coil can be rotated 180°¹⁾
 - 2 Manual override
 - 3 Suitable for terminal sockets to DIN 46247 or plug sockets MSSD-E type KME type
 - 4 Manual override tool (accessory) AHB-ME-1/8
- 1) The seal must not be turned!

Ordering data

Circuit symbol	Description	Voltage	Part No.	Type
Normally closed				
	Semi in-line valve with thread G1/8	24 V DC	173124	MEH-3/2-1/8-B
	Semi in-line valve for manifold PRS-ME		173126	MEH-3/2-1/8-P-B
	Sub-base valve		173125	MEH-3/2-5,0-B
Normally open				
	Semi in-line valve with thread G1/8	24 V DC	173428	MOEH-3/2-1/8-B
	Semi in-line valve for manifold PRS-ME		173430	MOEH-3/2-1/8-P-B
	Sub-base valve		173429	MOEH-3/2-5,0-B

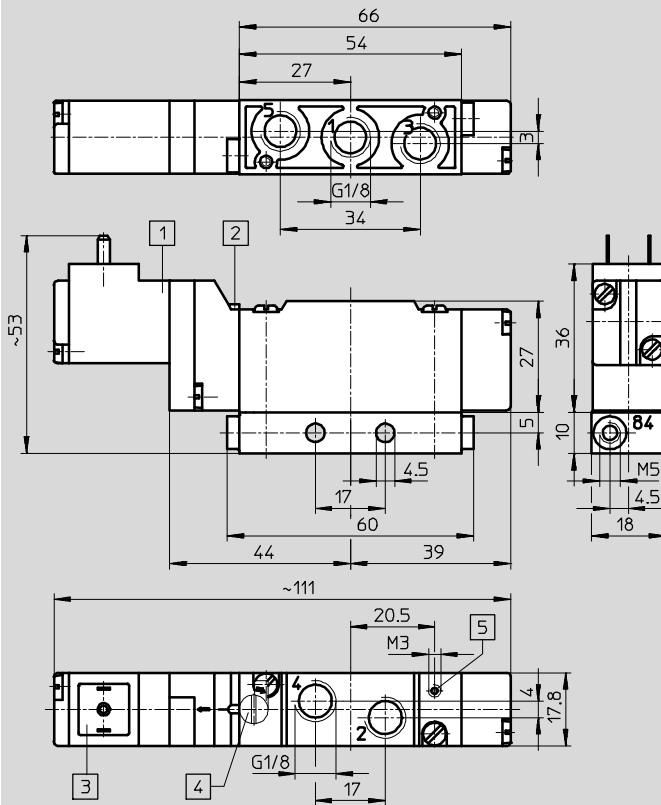
Solenoid valves MEH, midi pneumatics

Technical data – 5/2-way valves

Dimensions

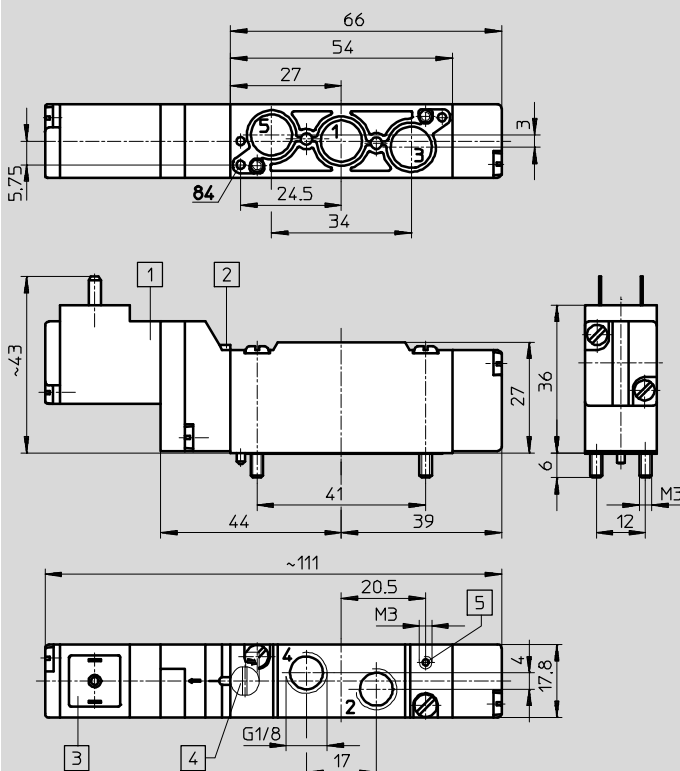
Download CAD data → www.festo.com

Semi in-line valve with thread G1/8



- 1) Solenoid coil can be rotated 180°¹⁾
 - 2) Manual override
 - 3) Suitable for terminal sockets to DIN 46247 or plug sockets MSSD-E type KME type
 - 4) Manual override tool (accessory) AHB-ME-1/8
 - 5) Port for external pilot air on S types
- 1) The seal must not be turned!

Semi in-line valve for manifold PRS-ME



- 1) Solenoid coil can be rotated 180°¹⁾
 - 2) Manual override
 - 3) Suitable for terminal sockets to DIN 46247 or plug sockets MSSD-E type KME type
 - 4) Manual override tool (accessory) AHB-ME-1/8
 - 5) Port for external pilot air on S types
- 1) The seal must not be turned!

Solenoid valves MEH, midi pneumatics

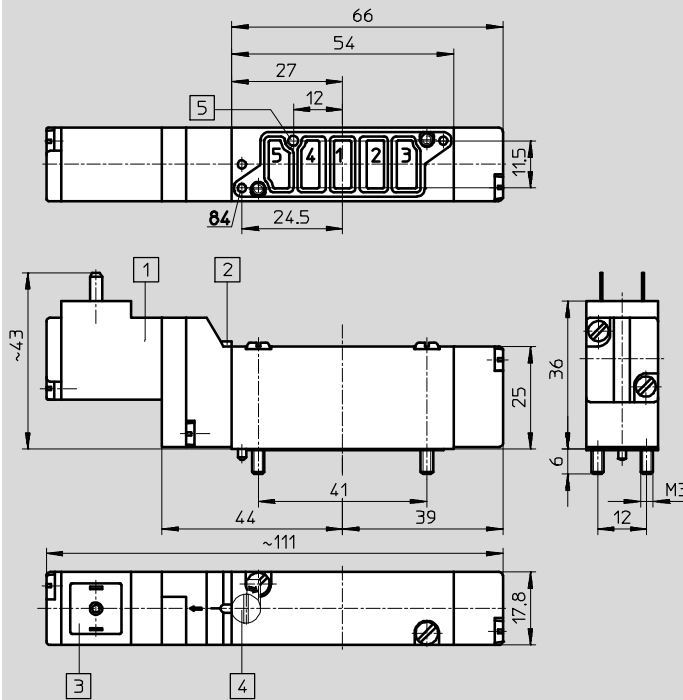
Technical data – 5/2-way valves

FESTO

Dimensions

Download CAD data → www.festo.com

Sub-base valve



- 1 Solenoid coil can be rotated 180°¹⁾
 - 2 Manual override
 - 3 Suitable for terminal sockets to DIN 46247 or plug sockets MSSD-E type KME type
 - 4 Manual override tool (accessory) AHB-ME-1/8
 - 5 Port for external pilot air on S types
- 1) The seal must not be turned!

Solenoid valves MEH, midi pneumatics

Technical data – 5/2-way valves

Ordering data				
Circuit symbol	Description	Voltage	Part No.	Type
Mechanical spring return, internal pilot air supply				
	Semi in-line valve with thread G1/8	24 V DC	173127	MEH-5/2-1/8-B
	Semi in-line valve for manifold PRS-ME		173129	MEH-5/2-1/8-P-B
	Sub-base valve		173128	MEH-5/2-5,0-B
Mechanical spring return, external pilot air supply				
	Semi in-line valve with thread G1/8	24 V DC	173130	MEH-5/2-1/8-S-B
	Semi in-line valve for manifold PRS-ME		173132	MEH-5/2-1/8-P-S-B
	Sub-base valve		173131	MEH-5/2-5,0-S-B
Pneumatic spring return, internal pilot air supply				
	Semi in-line valve with thread G1/8	24 V DC	173133	MEH-5/2-1/8-L-B
	Semi in-line valve for manifold PRS-ME		173135	MEH-5/2-1/8-P-L-B
	Sub-base valve		173134	MEH-5/2-5,0-L-B
Pneumatic spring return, external pilot air supply				
	Semi in-line valve with thread G1/8	24 V DC	173136	MEH-5/2-1/8-L-S-B
	Semi in-line valve for manifold PRS-ME		173138	MEH-5/2-1/8-P-L-S-B
	Sub-base valve		173137	MEH-5/2-5,0-L-S-B

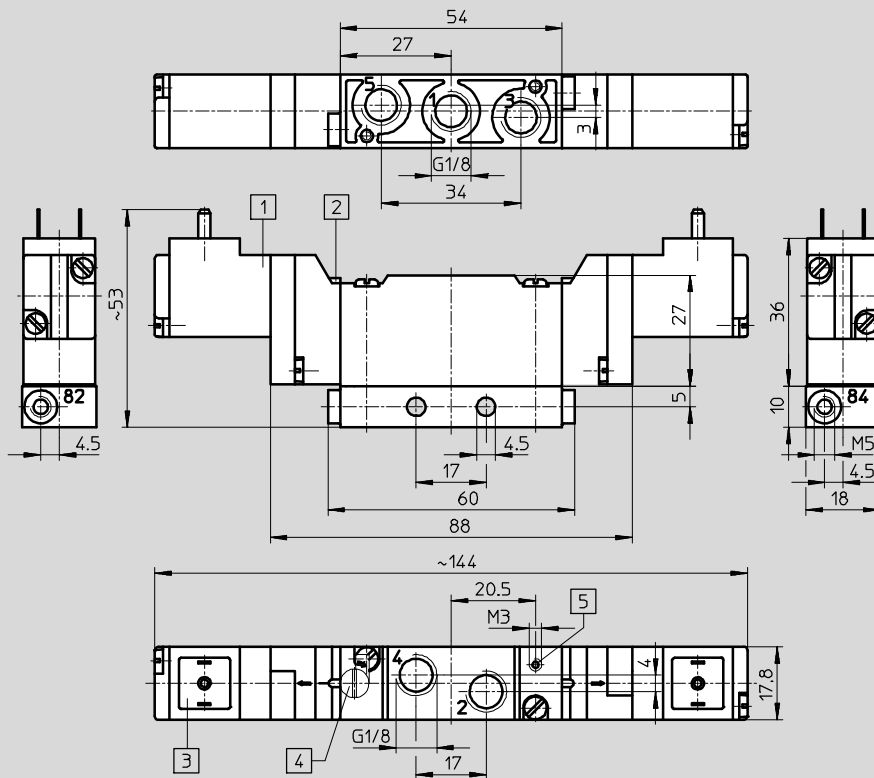
Solenoid valves MEH, midi pneumatics

Technical data – 5/2-way valves, double solenoid

Dimensions

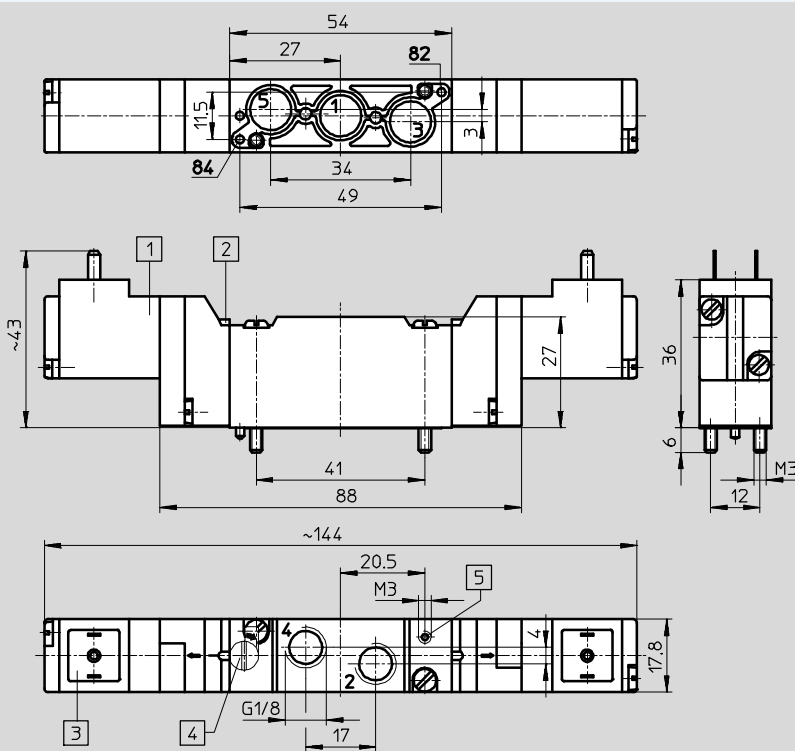
Download CAD data → www.festo.com

Semi in-line valve with thread G $\frac{1}{8}$



- 1 Solenoid coil can be rotated 180°¹⁾
 - 2 Manual override
 - 3 Suitable for terminal sockets to DIN 46247 or plug sockets MSSD-E type KME type
 - 4 Manual override tool (accessory) AHB-ME-1/8
 - 5 Port for external pilot air on S types
- 1) The seal must not be turned!

Semi in-line valve for manifold PRS-ME



- 1 Solenoid coil can be rotated 180°¹⁾
 - 2 Manual override
 - 3 Suitable for terminal sockets to DIN 46247 or plug sockets MSSD-E type KME type
 - 4 Manual override tool (accessory) AHB-ME-1/8
 - 5 Port for external pilot air on S types
- 1) The seal must not be turned!

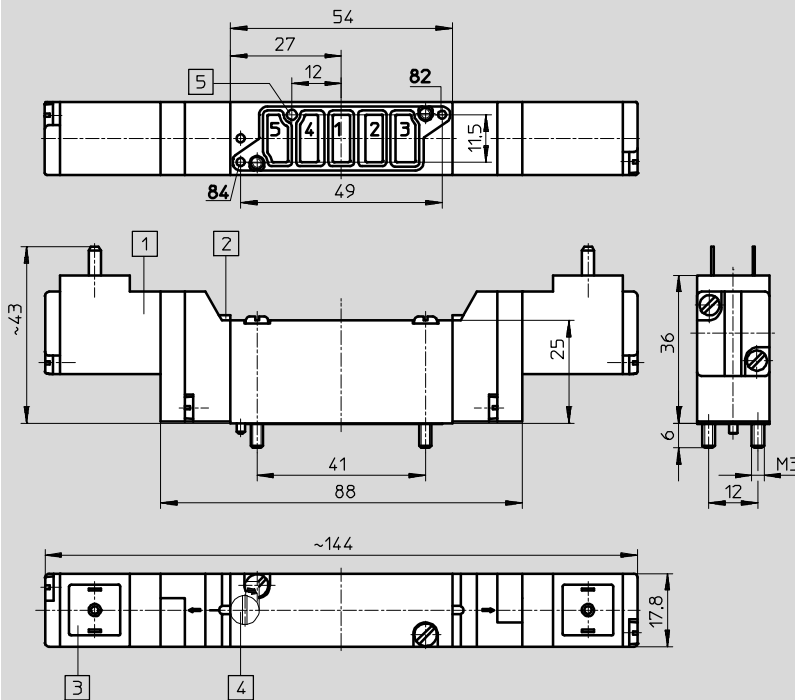
Solenoid valves MEH, midi pneumatics

Technical data – 5/2-way valves, double solenoid

Dimensions

Download CAD data → www.festo.com

Sub-base valve



- 1 Solenoid coil can be rotated 180°¹⁾
 - 2 Manual override
 - 3 Suitable for terminal sockets to DIN 46247 or plug sockets MSSD-E type KME type
 - 4 Manual override tool (accessory) AHB-ME-1/8
 - 5 Port for external pilot air on S types
- 1) The seal must not be turned!

Ordering data

Circuit symbol	Description	Voltage	Part No.	Type
5/2-way valves				
Internal pilot air supply				
	Semi in-line valve with thread G1/8	24 V DC	173431	JMEH-5/2-1/8-B
	Semi in-line valve for manifold PRS-ME		173433	JMEH-5/2-1/8-P-B
	Sub-base valve		173432	JMEH-5/2-5,0-B
External pilot air supply				
	Semi in-line valve with thread G1/8	24 V DC	173434	JMEH-5/2-1/8-S-B
	Semi in-line valve for manifold PRS-ME		173436	JMEH-5/2-1/8-P-S-B
	Sub-base valve		173435	JMEH-5/2-5,0-S-B

Solenoid valves MEH, midi pneumatics

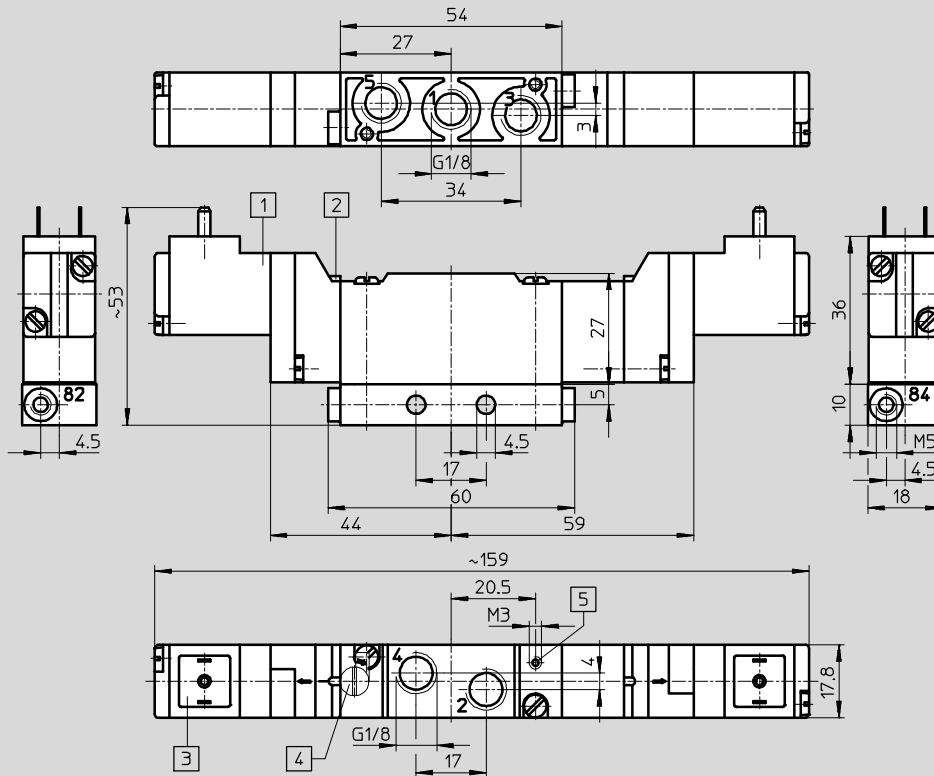
Technical data – 5/3-way valves

FESTO

Dimensions

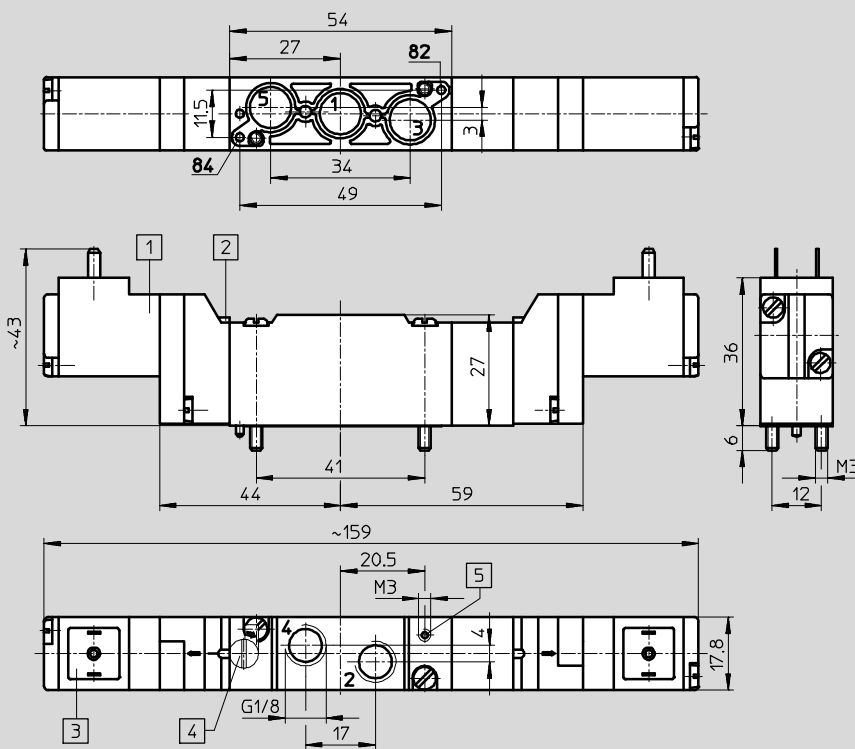
Download CAD data → www.festo.com

Semi in-line valve with thread G1/8



- 1 Solenoid coil can be rotated 180°¹⁾
 - 2 Manual override
 - 3 Suitable for terminal sockets to DIN 46247 or plug sockets MSSD-E type KME type
 - 4 Manual override tool (accessory) AHB-ME-1/8
 - 5 Port for external pilot air on S types
- 1) The seal must not be turned!

Semi in-line valve for manifold PRS-ME



- 1 Solenoid coil can be rotated 180°¹⁾
 - 2 Manual override
 - 3 Suitable for terminal sockets to DIN 46247 or plug sockets MSSD-E type KME type
 - 4 Manual override tool (accessory) AHB-ME-1/8
 - 5 Port for external pilot air on S types
- 1) The seal must not be turned!

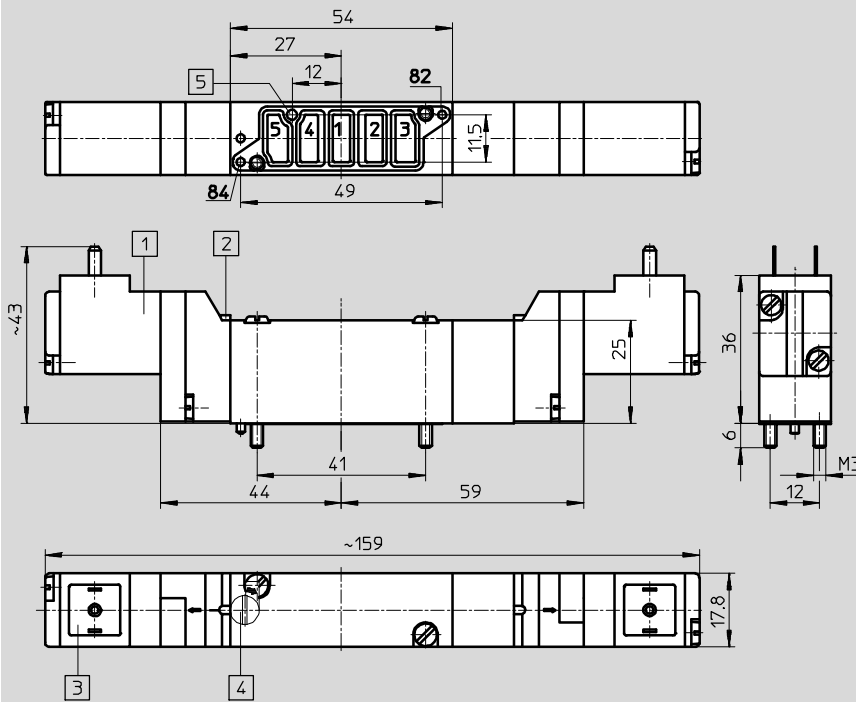
Solenoid valves MEH, midi pneumatics

Technical data – 5/3-way valves

Dimensions

Download CAD data → www.festo.com

Sub-base valve



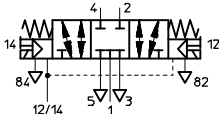
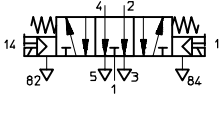
- 1 Solenoid coil can be rotated 180°¹⁾
 - 2 Manual override
 - 3 Suitable for terminal sockets to DIN 46247 or plug sockets MSSD-E type KME type
 - 4 Manual override tool (accessory) AHB-ME-1/8
 - 5 Port for external pilot air on S types
- 1) The seal must not be turned!

- 1 - Type discontinued
Available up until 2016

Solenoid valves MEH, midi pneumatics

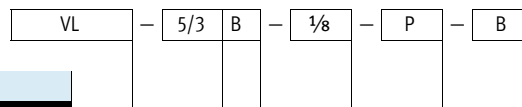
Technical data – 5/3-way valves

FESTO

Ordering data				
Circuit symbol	Description	Voltage	Part No.	Type
Normally closed, internal pilot air supply				
	Semi in-line valve with thread G $\frac{1}{8}$	24 V DC	173139	MEH-5/3G- $\frac{1}{8}$ -B
	Semi in-line valve for manifold PRS-ME		173141	MEH-5/3G- $\frac{1}{8}$ -P-B
	Sub-base valve		173140	MEH-5/3G-5,0-B
Normally closed, external pilot air supply				
	Semi in-line valve with thread G $\frac{1}{8}$	24 V DC	173142	MEH-5/3G- $\frac{1}{8}$ -S-B
	Semi in-line valve for manifold PRS-ME		173144	MEH-5/3G- $\frac{1}{8}$ -P-S-B
	Sub-base valve		173143	MEH-5/3G-5,0-S-B
Normally exhausted, internal pilot air supply				
	Semi in-line valve with thread G $\frac{1}{8}$	24 V DC	173145	MEH-5/3E- $\frac{1}{8}$ -B
	Semi in-line valve for manifold PRS-ME		173147	MEH-5/3E- $\frac{1}{8}$ -P-B
	Sub-base valve		173146	MEH-5/3E-5,0-B
Normally exhausted, external pilot air supply				
	Semi in-line valve with thread G $\frac{1}{8}$	24 V DC	173148	MEH-5/3E- $\frac{1}{8}$ -S-B
	Semi in-line valve for manifold PRS-ME		173150	MEH-5/3E- $\frac{1}{8}$ -P-S-B
	Sub-base valve		173149	MEH-5/3E-5,0-S-B
Normally pressurised, internal pilot air supply				
	Semi in-line valve with thread G $\frac{1}{8}$	24 V DC	173151	MEH-5/3B- $\frac{1}{8}$ -B
	Semi in-line valve for manifold PRS-ME		173153	MEH-5/3B- $\frac{1}{8}$ -P-B
	Sub-base valve		173152	MEH-5/3B-5,0-B
Normally pressurised, external pilot air supply				
	Semi in-line valve with thread G $\frac{1}{8}$	24 V DC	173154	MEH-5/3B- $\frac{1}{8}$ -S-B
	Semi in-line valve for manifold PRS-ME		173156	MEH-5/3B- $\frac{1}{8}$ -P-S-B
	Sub-base valve		173155	MEH-5/3B-5,0-S-B

Pneumatic valves VL/J, midi pneumatics

Type codes



Type

VL	Single solenoid
J	Double solenoid

Valve function

5/2	5/2-way valve
5/3	5/3-way valve

Normal position

G	Closed
E	Exhausted
B	Pressurised

Design, pneumatic connection/nominal size

1/8	Semi in-line valve, thread G1/8
5.0	Sub-base valve, 5 mm

Mounting method

P	On manifold PRS-ME
---	--------------------

Generation


B	B series
---	----------

Pneumatic valves VL/J, midi pneumatics

FESTO

Technical data

Flow rate
300 ... 700 l/min



General technical data										
Type		VL-5/2-...	J-5/2-...	VL-5/3...						
Design		Piston spool, directly actuated								
Type of mounting	...-1/8	2 through-holes								
	...-5.0	On sub-base with two M3 screws								
	...-1/8-P	On manifold with two M3 screws								
Pneumatic connection	Working lines	...-1/8	G1/8							
		...-5.0	On sub-base							
	Pilot line	...-1/8-P	G1/8							
Nominal size	[mm]	5								
Standard nominal flow rate 1 → 2, 1 → 4	[l/min]				G	E	B			
					...-1/8	600	650	500	350	300
					...-5.0	700	700	600	350	300
					...-1/8-P	600	650	500	350	300
Materials		Housing: Aluminium Seals: Nitrile rubber								
Weight	[g]		...-1/8	75	75	95				
			...-5.0	65	65	85				
			...-1/8-P	60	60	80				

Operating and environmental conditions						
Type		VL-5/2-...	J-5/2-...	VL-5/3...		
Operating medium		Compressed air in accordance with ISO 8573-1:2010 [7:4:4] ¹⁾				
Note on operating/pilot medium		Operation with lubricated medium possible (in which case lubricated operation will always be required)				
Operating pressure range	[bar]	-0.9 ... +10				
Pilot pressure range	[bar]	2.5 ... 8	1.5 ... 8	3 ... 8		
Ambient temperature	[°C]	-5 ... +50				
Temperature of medium	[°C]	-5 ... +50				
Note on materials		RoHS-compliant				

1) Only oils of viscosity class 32 may be used for lubricated operation.

Valve response times [ms]			
Type	VL-5/2-...	J-5/2-...	VL-5/3-...
On	6	-	6
Off	24	-	22
Changeover	-	5	-

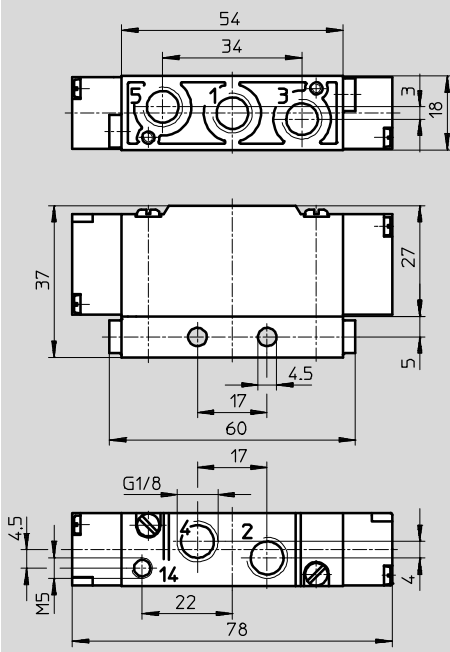
Pneumatic valves VL/J, midi pneumatics

Technical data – 5/2-way valves

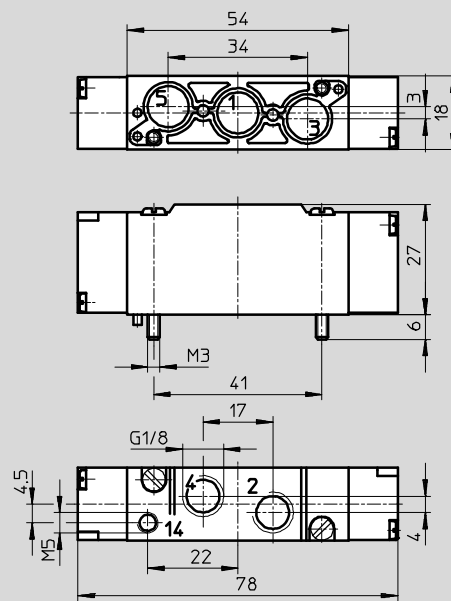
Dimensions

Download CAD data → www.festo.com

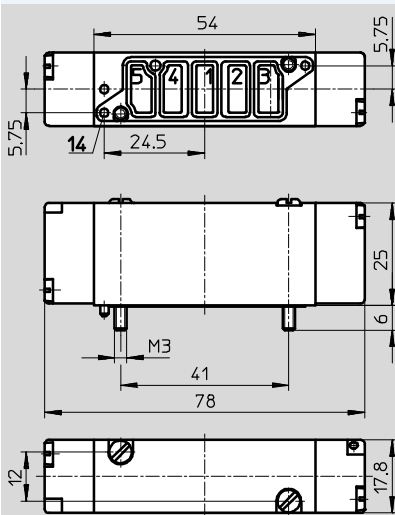
Semi in-line valve with thread G1/8



Semi in-line valve for manifold PRS-ME



Sub-base valve



Ordering data

Circuit symbol	Description	Part No.	Type
	Semi in-line valve with thread G1/8	173168	VL-5/2-1/8-B
	Sub-base valve	173169	VL-5/2-5,0-B
	Semi in-line valve for manifold PRS-ME	173170	VL-5/2-1/8-P-B

Pneumatic valves VL/J, midi pneumatics

Technical data – 5/2-way valves, double pilot

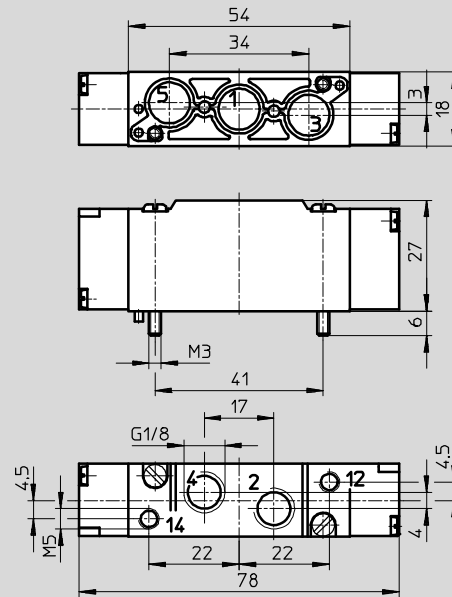
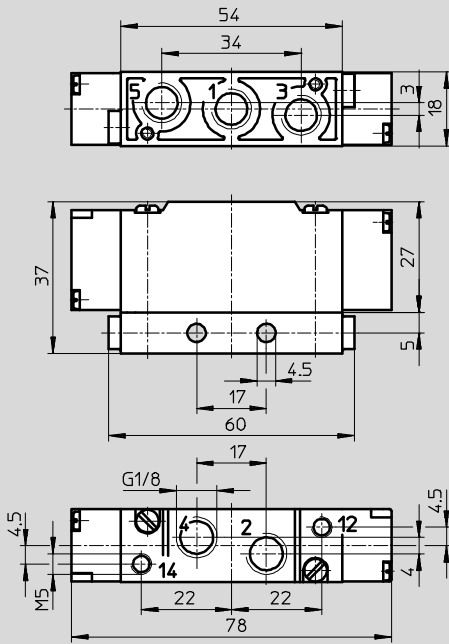
FESTO

Dimensions

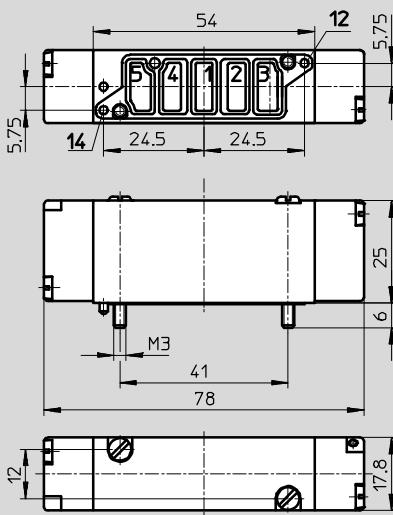
Download CAD data → www.festo.com

Semi in-line valve with thread G $\frac{1}{8}$

Semi in-line valve for manifold PRS-ME



Sub-base valve



Ordering data

Circuit symbol	Description	Part No.	Type
	Semi in-line valve with thread G $\frac{1}{8}$	173171	J-5/2- $\frac{1}{8}$ -B
	Sub-base valve	173172	J-5/2-5,0-B
	Semi in-line valve for manifold PRS-ME	173173	J-5/2- $\frac{1}{8}$ -P-B

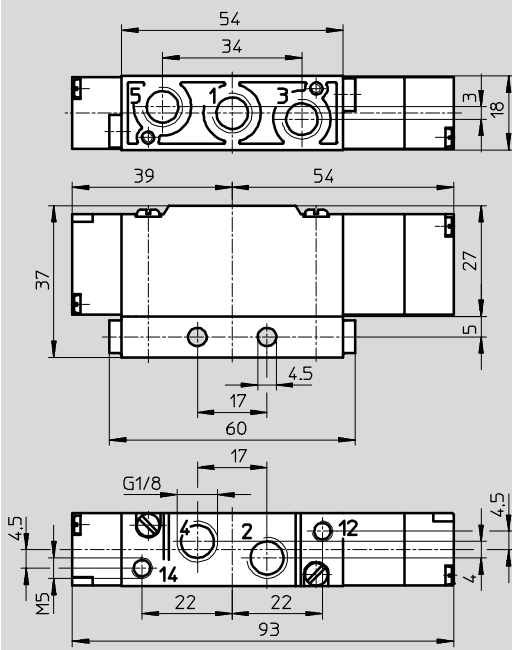
Pneumatic valves VL/J, midi pneumatics

Technical data – 5/3-way valves

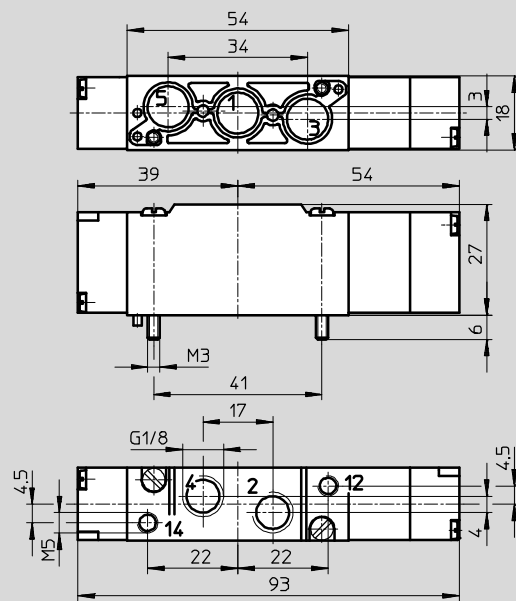
Dimensions

Download CAD data → www.festo.com

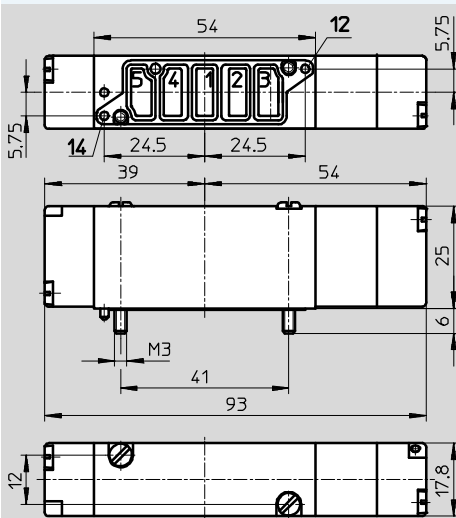
Semi in-line valve with thread G1/8



Semi in-line valve for manifold PRS-ME



Sub-base valve



Pneumatic valves VL/J, midi pneumatics

Technical data – 5/3-way valves

Ordering data			
Circuit symbol	Description	Part No.	Type
Normally closed			
	Semi in-line valve with thread G $\frac{1}{8}$	173174	VL-5/3G-$\frac{1}{8}$-B
	Sub-base valve	173175	VL-5/3G-5,0-B
	Semi in-line valve for manifold PRS-ME	173176	VL-5/3G-$\frac{1}{8}$-P-B
Normally exhausted			
	Semi in-line valve with thread G $\frac{1}{8}$	173177	VL-5/3E-$\frac{1}{8}$-B
	Sub-base valve	173178	VL-5/3E-5,0-B
	Semi in-line valve for manifold PRS-ME	173179	VL-5/3E-$\frac{1}{8}$-P-B
Normally pressurised			
	Semi in-line valve with thread G $\frac{1}{8}$	173180	VL-5/3B-$\frac{1}{8}$-B
	Sub-base valve	173181	VL-5/3B-5,0-B
	Semi in-line valve for manifold PRS-ME	173182	VL-5/3B-$\frac{1}{8}$-P-B

Solenoid/pneumatic valves, midi pneumatics

Accessories

Individual sub-bases
AS, AU

Material:
Die-cast aluminium

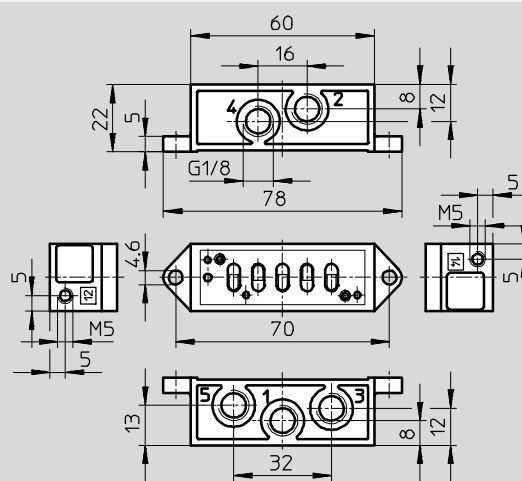
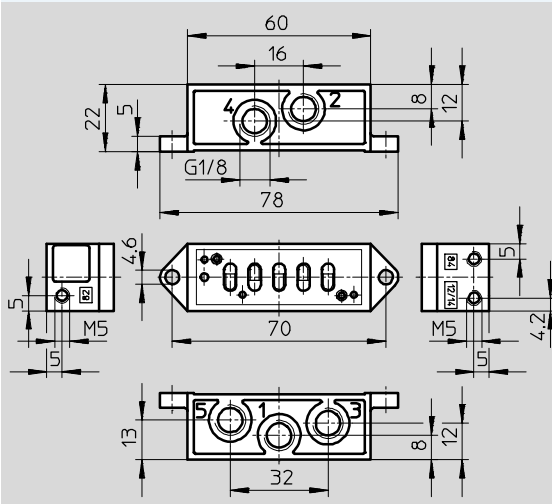


Dimensions – Individual sub-bases

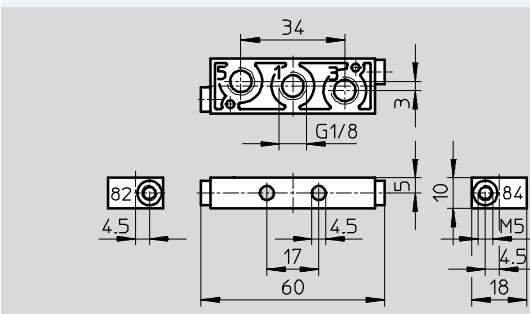
Download CAD data → www.festo.com

AS-ME-1/8

AS-VL-1/8



AU-ME-1/8



Ordering data

Brief description		Pneumatic connection		Weight [g]	Part No.	Type
		1, 2, 3, 4, 5	82, 84			
For solenoid valves	Connection at side	G1/8	M5	50	33405	AS-ME-1/8
For pneumatic valves				50	152803	AS-VL-1/8
For valves type ...-1/8-P	Connection underneath			15	32797	AU-ME-1/8

Solenoid/pneumatic valves, midi pneumatics

Accessories



Series sub-bases
AW, EP, ZP

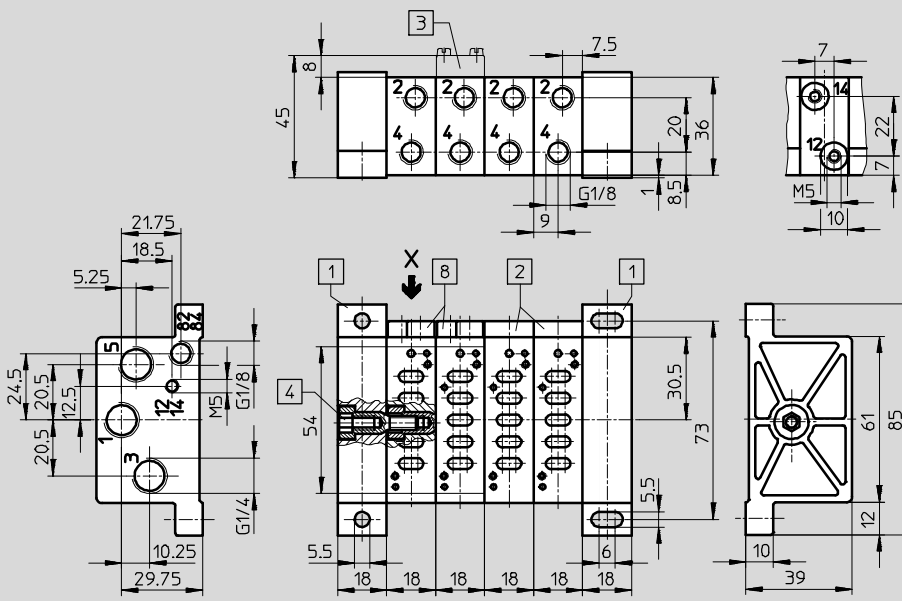
Material:
Die-cast aluminium



Dimensions

Download CAD data → www.festo.com

Manifold mounting



- 1 End plate kit
EP-ME-1/8
- 2 Series sub-base
AW-ME-1/8
- 3 Blanking plate
PRMEB-5
- 4 Flange screw for connecting
series sub-bases and end
plates
- 8 Series sub-base
AW-VL-1/8 for midi pneumatic
valves

Ordering data					
Designation	Brief description	Scope of delivery	Weight [g]	Part No.	Type
Series sub-base	For solenoid valves	1 sub-base, seals and fastening screws	75	33406	AW-ME-1/8
	For pneumatic valves			152801	AW-VL-1/8
Blanking plate for spare positions	–	–	–	31798	PRMEB-5
End plate kit	–	2 end plates, seals and fastening screws	160	33407	EP-ME-1/8
Intermediate plate	With additional P connection	–	95	152592	ZP-ME-1/8-P
	With separate P connection to form pressure zones			152591	ZP-ME-1/8-Z

Solenoid/pneumatic valves, midi pneumatics

Accessories

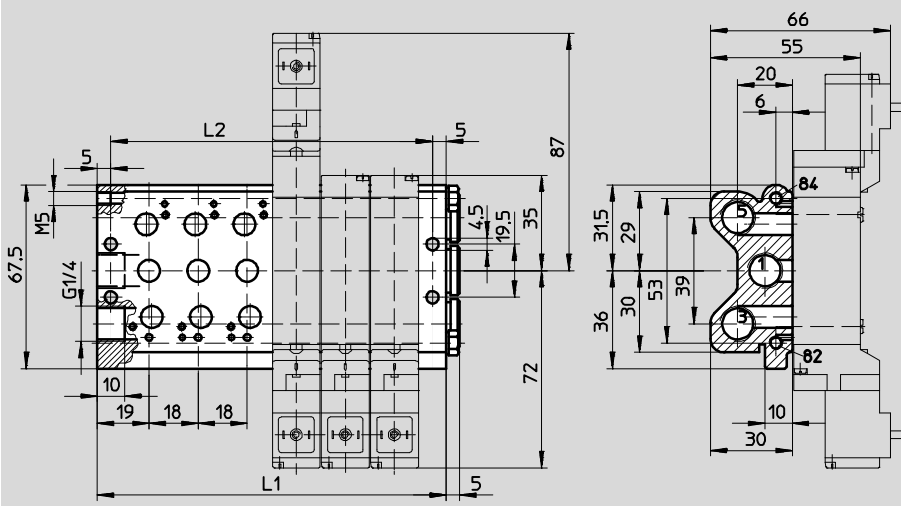
Manifold PRS-ME

Material:
Die-cast aluminium



Dimensions

Download CAD data → www.festo.com



Number of valve positions	L1	L2
2	56	46
3	74	64
4	92	82

Number of valve positions	L1	L2
5	110	100
6	128	118
7	146	136

Number of valve positions	L1	L2
8	164	154
9	182	172
10	200	190

Ordering data – Manifold block

Pneumatic connection			Number of valve positions	Weight [g]	Part No.	Type
1, 3, 5	2, 4	82, 84				
G1/4	G1/8 on valve	M5	2	200	33408	PRS-ME-1/8-2
			4	300	33409	PRS-ME-1/8-4
			6	430	33410	PRS-ME-1/8-6
			8	540	33411	PRS-ME-1/8-8
			10	680	33412	PRS-ME-1/8-10

Ordering data – Blanking plate

Brief description	Part No.	Type
Blanking plate for spare positions	31799	PRSB-ME-1/8




- - Note




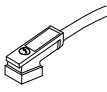

For combined assembly of series sub-bases AW-ME-1/8 and AW-VL-1/8, the following assembly sequence must be observed:

1. End plate with air supply
2. Series sub-bases for solenoid valves
3. Series sub-bases for pneumatic valves
4. End plate with flange screw

Solenoid/pneumatic valves, midi pneumatics

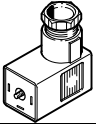


Accessories

Ordering data		Part No.	Type
Brief description			
Push-in/threaded fittings QS			
	-	→	Internet: quick star
Silencers			
	-	→	u
Manual override tool, detenting		Technical data → Internet: ahb	
	For midi valves MEH, MOEH, JMEH	152797	AHB-ME-1/8

Ordering data – Plug sockets, plug sockets with cable, illuminating seal for EB solenoid coils				
	Voltage	Cable length [m]	Switching status display with LED	Part No. Type
Plug socket without cable				Technical data → Internet: mssd
	-	-	-	151687 MSSD-EB
	-	-	-	539712 MSSD-EB-M12
Plug socket without cable with insulation displacement technology				Technical data → Internet: mssd
	-	-	-	192745 MSSD-EB-S-M14
PVC plug socket with cable				Technical data → Internet: kmeb-1
	24 V DC	2.5	■	151688 KMEB-1-24-2,5-LED
	24 V DC	5	■	151689 KMEB-1-24-5-LED
	24 V DC	10	■	193457 KMEB-1-24-10-LED
	Up to 240 V	2.5	-	151690 KMEB-1-230AC-2,5
	Up to 240 V	5	-	151691 KMEB-1-230AC-5
PUR plug socket with cable				Technical data → Internet: kmeb-2
	24 V DC	2.5	■	174844 KMEB-2-24-2,5-LED
	24 V DC	5	■	174845 KMEB-2-24-5-LED
	Up to 240 V	2.5	-	174846 KMEB-2-230-2,5
	Up to 240 V	5	-	174847 KMEB-2-230-5
Illuminating seal				Technical data → Internet: meb-ld
	12 ... 24 V DC	-	-	151717 MEB-LD-12-24DC
	230 V AC	-	-	151718 MEB-LD-230AC

Solenoid/pneumatic valves, midi pneumatics

Accessories

Ordering data – Plug sockets, plug sockets with cable, illuminating seal for E solenoid coils					
	Voltage	Cable length [m]	Switching status display with LED	Part No.	Type
Plug socket without cable Technical data → Internet: mssd					
	–	–	–	14098	MSSD-E
				539711	MSSD-E-M12
Plug socket with cable Technical data → Internet: kme					
	24 V DC	2.5	■	30943	KME-1-24DC-2,5-LED
		5	■	30945	KME-1-24DC-5-LED
		10	■	193455	KME-1-24DC-10-LED
Illuminating seal Technical data → Internet: me-ld					
	24 V DC	–	–	19141	ME-LD-12-24DC